



The Arizona Loan Baron
Timothy Baron, VP & Senior Loan Officer & Loan Baron,
V.I.P. Mortgage, Inc.
Timothy Baron NMLS #184671 V.I.P. Mortgage, Inc. does
6390 E Tanque Verde Rd. Suite #200 Tucson, AZ 85715

Office: 520-275-5956
Mobile: 520-275-5956
timothybaron@vipmtginc.com
[View My Website](#)

Election Unexpectedly Sparks Massive Rate Spike

Heading into the election, interest rates tended to rise with **Clinton's** chances of victory. But it was a Trump victory that sent rates on their **wildest ride** since the 2013 Taper Tantrum. Why?!

Mortgage rates are based primarily on trading levels in mortgage-backed-securities, which are part of the broader bond market. When investors buy bonds, they're paying for the privilege of collecting interest. When demand for bonds increases, investors pay more for that privilege, thus allowing lenders to charge lower interest rates and still make money.

One of the **quintessential investment strategies** is to sell stocks and buy bonds in times of uncertainty. This is exactly what happened when the FBI reopened the Clinton email case in the 11th hour of the election. A potential Trump victory was associated with "uncertainty," while a Clinton victory would have been "status quo."

When some news outlets reported that an "indictment was likely" in the FBI case, stocks tumbled, and investors sought safety in the bond market, thus pushing rates lower. When the FBI cleared Clinton, stocks and rates **moved quickly back** in the other direction and continued higher heading into election night.

Everything seemed logical at the time:

If Clinton were to win, uncertainty is minimized. Buy stocks. Sell bonds.

If Trump were to win, uncertainty surges. Buy bonds. Sell Stocks.

And that's exactly what happened! As Trump took a decisive lead in swing states on election night, bonds staged their biggest intraday rally since Brexit and stock futures **plummeted** to their lowest levels since Brexit. The logical, narrowly focused trading strategy was playing out perfectly...

...for about 3 hours

Logical though it may be, the problem with reactionary trading based on single flashpoint events is that it neglects to answer the question: "**what next?**"

National Average Mortgage Rates



	Rate	Change	Points
Mortgage News Daily			

30 Yr. Fixed	7.28%	-0.09	0.00
15 Yr. Fixed	6.75%	-0.07	0.00
30 Yr. FHA	6.70%	-0.12	0.00
30 Yr. Jumbo	7.48%	-0.07	0.00
5/1 ARM	7.35%	-0.07	0.00

Freddie Mac

30 Yr. Fixed	7.22%	-0.22	0.00
15 Yr. Fixed	6.47%	-0.29	0.00

Rates as of: 5/3

Market Data

	Price / Yield	Change
MBS UMBS 6.0	100.09	+0.31
MBS GNMA 6.0	101.03	+0.29
10 YR Treasury	4.5138	-0.0657
30 YR Treasury	4.6711	-0.0579

Pricing as of: 5/3 5:04PM EST

Recent Housing Data

		Value	Change
Mortgage Apps	Apr 24	196.7	-2.67%
Building Permits	Mar	1.46M	-3.95%
Housing Starts	Mar	1.32M	-13.15%
New Home Sales	Mar	693K	+4.68%
Pending Home Sales	Feb	75.6	+1.75%
Existing Home Sales	Feb	3.97M	-0.75%
Builder Confidence	Mar	51	+6.25%

When it became apparent that Trump would win, markets turned to answering that question. Markets knew **exactly** how Clinton would have governed, but Trump's likely policy path had to be extrapolated from plausible campaign promises, past precedent in the business world, and perhaps an episode or two of the Apprentice. Point being, markets had to have some dialogue and debate about what was likely to happen under the Trump administration.

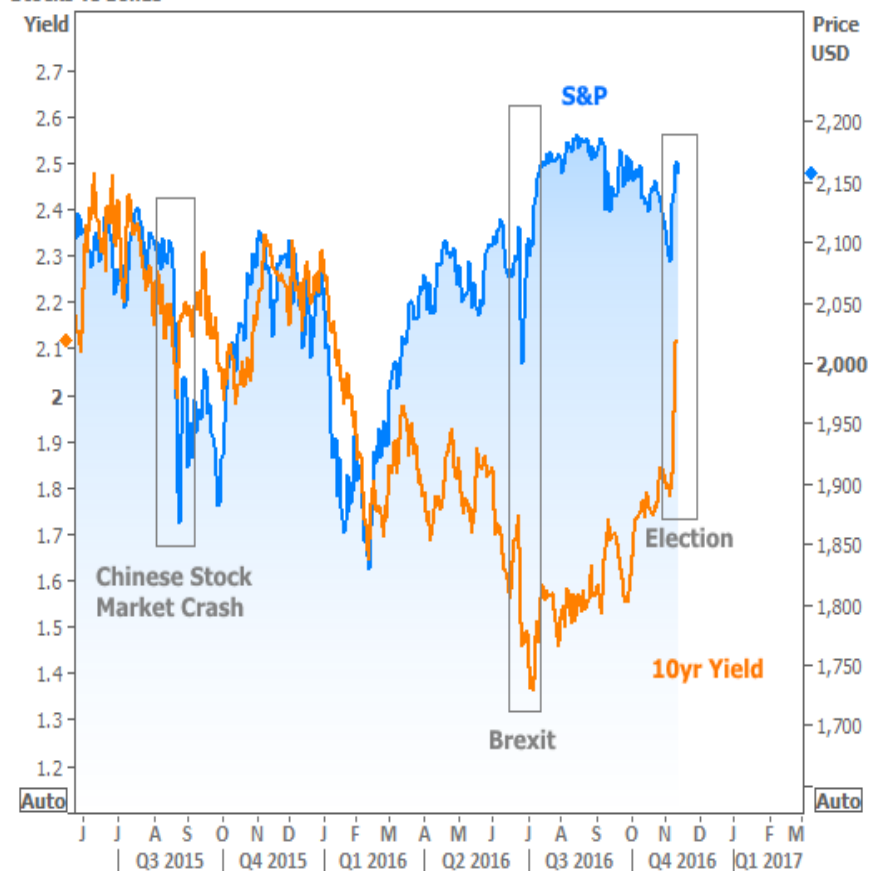
The GOP sweep of the House and Senate was a wild card that kicked the dialogue into high gear. **Light bulbs began going off** in traders' minds, illuminating things like protectionist trade policies, hefty tax cuts, increased infrastructure spending, abandonment of the Fannie/Freddie conservatorship, the potential repeal of Dodd Frank, a dismantling of the Affordable Care Act, and a muzzling of the CFPB.

Much of that list points to **one conclusion: increased inflation**. And that's the worst possible news for interest rates.

Consider the following: Rates are as low as they are because the Fed has struggled to create inflation via **MONETARY** policy. The Fed itself has frequently pleaded for **FISCAL** policy to join in the fight. And now, such fiscal policies just became infinitely more possible overnight.

It all adds up to the need for markets to very quickly reassess their longer-term inflation expectations. Unfortunately, this reassessment manifests itself as a **brutal spike** in longer term rates.

Stocks vs Bonds

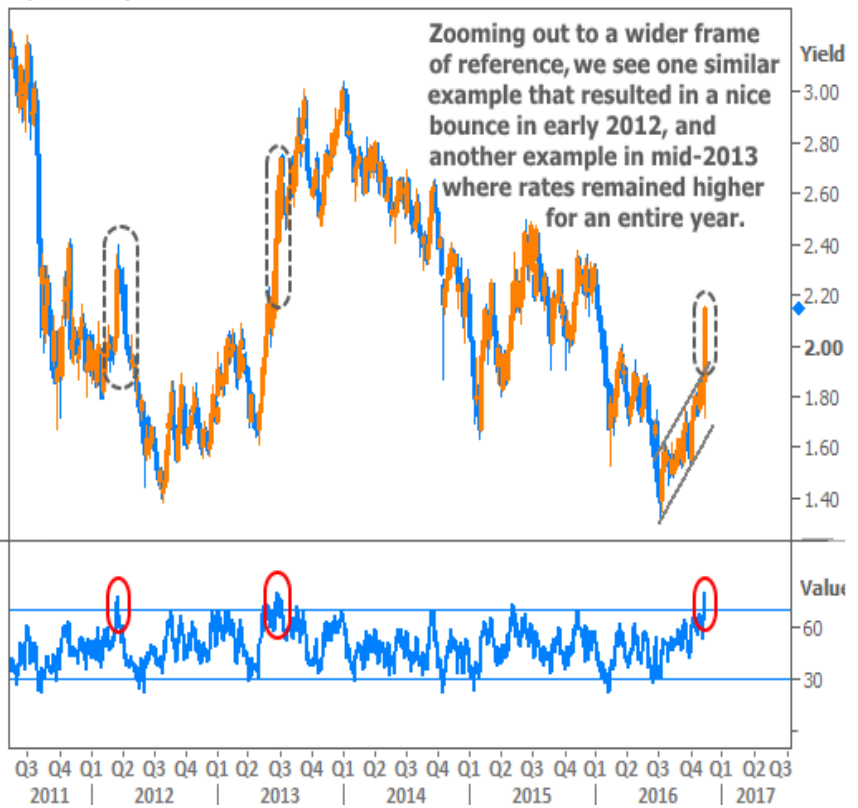


By a decisive margin, the last 2 days of this week were the **worst 2 days** for rates since the taper tantrum in June 2013. The existing uptrend in rates was completely shattered, and history suggests there's still a chance of more pain ahead.

10yr Treasury Yield



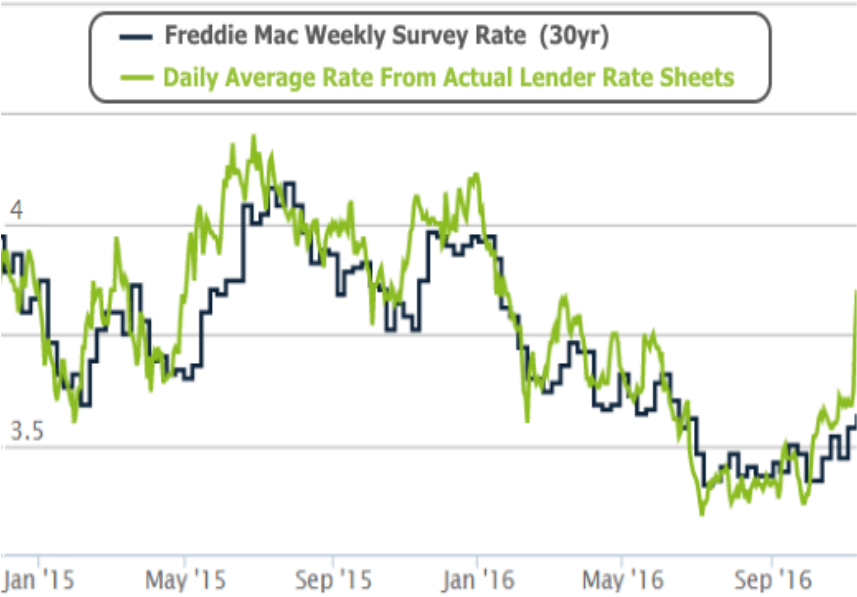
10yr Treasury Yield



With respect to the chart above, we'd be **hoping** that the current rate spike ends up calming down like the early-2012 example. However, if the European Central Bank actually **does** announce a plan to taper its asset purchases, a 2013-style rate spike becomes much more possible. We'll hear from them on December 8th.

Between now and then, anyone at **any stage** of the mortgage process should be in close contact with their originator to discuss the **game-plan** for navigating the increased volatility.

Keep in mind that there can be a **wide discrepancy** between the actual rates on any given day and those reported by some media outlets. Case in point, Freddie Mac's widely-cited weekly rate survey often lags the actual day-to-day changes on lender rate sheets. It only showed a 0.03% increase this week whereas the actual damage was closer to 0.25%.



Subscribe to my newsletter online at: <http://mortgagenewsletter.net/timothybaron>

Recent Economic Data

Date	Event	Actual	Forecast	Prior
Tuesday, Nov 08				
1:00PM	3-Yr Note Auction (bl)	24		
Wednesday, Nov 09				
10:00AM	Sep Wholesale inventories mm (%)	+0.1	0.2	0.2
Thursday, Nov 10				
8:30AM	w/e Initial Jobless Claims (k)	254	258	265
Friday, Nov 11				
12:00AM	Veterans Day			
Tuesday, Nov 15				
8:30AM	Nov NY Fed manufacturing	+1.5	-2.50	-6.80
8:30AM	Oct Retail sales mm (%)	+0.8	0.6	0.6
8:30AM	Oct Import prices mm (%)	+0.5	0.4	0.1

Event Importance:

- No Stars = Insignificant
- ☆ Low
- ★ Moderate
- ★★ Important
- ★★★ Very Important

Date	Event	Actual	Forecast	Prior
8:30AM	Oct Export prices mm (%)	+0.2	0.2	0.3
10:00AM	Sep Business inventories mm (%)	+0.1	0.2	0.2
Wednesday, Nov 16				
7:00AM	w/e Mortgage Market Index	436.3		480.5
8:30AM	Oct Producer Prices (%)	0.0	0.3	0.3
8:30AM	Oct Core Producer Prices YY (%)	+1.2	1.5	1.2
9:15AM	Oct Industrial output mm (%)	0.0	0.2	0.1
9:15AM	Oct Capacity utilization mm (%)	75.3	75.5	75.4
10:00AM	Nov NAHB housing market indx	63	63	63
Thursday, Nov 17				
8:30AM	Oct Housing starts number mm (ml)	1.323	1.156	1.047
8:30AM	Oct Building permits: number (ml)	1.229	1.198	1.225
8:30AM	Oct CPI mm, sa (%)	+0.4	0.4	0.3
8:30AM	Oct Core CPI yy, nsa (%)	+2.1	2.2	2.2
8:30AM	Nov Philly Fed Business Index	7.6	8.0	9.7
Monday, Dec 12				
1:00PM	10-yr Note Auction (bl)	20		
Tuesday, Dec 13				
1:00PM	30-Yr Bond Auction (bl)	12		

The Arizona Loan Baron

The Arizona Loan Baron is at your service!

I would appreciate the opportunity to share with you my extensive mortgage lending experience. My client focused approach has allowed me to build long lasting relationships and partnerships throughout Arizona. I know this market. I live here and work here. Please allow me the opportunity to be your mortgage lending partner.

The Arizona Loan Baron

