



The Arizona Loan Baron

Timothy Baron, VP & Senior Loan Officer at Loan Baron, V.I.P. Mortgage, Inc.
Timothy Baron NMLS #184671 V.I.P. Mortgage, Inc. does 6390 E Tanque Verde Rd. Suite #200 Tucson, AZ 85715

Office: 520-275-5956
Mobile: 520-275-5956
timothybaron@vipmtginc.com
[View My Website](#)

Revisiting Stellar Home Sales and Tax Bill's Effect on Housing

There were several interesting developments with relevance to the housing market last week. Rather than let important information fall by the wayside amid the holiday season, this week's newsletter will largely be a reprint of last week's. Interest rate discussion is updated to reflect this week's changes, as is the calendar of economic reports and the list of additional news stories. In order to see the economic calendar or news links in the previous newsletter, you can [view it directly](#).

The tax bill that has been at the center of discussion for the Housing Market was officially signed into law last week. In the days leading up to that, both New and Existing Home Sales **surged** to post-crisis records. Can the new tax policies coexist with a strong housing market?

In a word: **yes**. While there were some provisions in earlier drafts of the tax bill that would have made this question harder to answer, they didn't make the final cut. **Specifically:**

- Capital Gains on Sale of Primary Residence.** As long as you've lived in your primary residence for any 2 of the past 5 years, you can still exclude capital gains on the sale of that home, up to \$500,000 for joint filers (\$250k otherwise). As recently as last week, the bill would have changed that time requirement to 5 of the past 8 years--something that could have greatly inhibited housing turnover.
- Mortgage Interest Deduction.** In the initial draft of the bill, interest would have only been deductible on the first \$500k of your loan balance. That number rises to \$750k in the final bill (still lower than the 2017 limit of \$1m). Any "acquisition indebtedness" (debt that can be traced back to the purchase of the home) that existed or that was under contract to exist as of 12/15/2017 will continue to enjoy the \$1m limit. This applies to refinances as well, as long as the new loan is only refinancing acquisition indebtedness. To be clear, that means you cannot write off additional interest that results from a cash-out refinance. Interest on Home Equity Lines of Credit (HELOCs) is no longer deductible, even on existing HELOCs, except those used as purchase money (up to \$100k).
- State and Local Taxes.** An initial draft of the bill completely killed state and local tax (SALT) deductions, including those for property taxes.

National Average Mortgage Rates



	Rate	Change	Points
Mortgage News Daily			
30 Yr. Fixed	7.37%	-0.04	0.00
15 Yr. Fixed	6.82%	-0.02	0.00
30 Yr. FHA	6.82%	-0.06	0.00
30 Yr. Jumbo	7.55%	-0.05	0.00
5/1 ARM	7.42%	-0.08	0.00
Freddie Mac			
30 Yr. Fixed	7.22%	-0.22	0.00
15 Yr. Fixed	6.47%	-0.29	0.00

Rates as of: 5/2

Market Data

	Price / Yield	Change
MBS UMBS 6.0	99.78	+0.32
MBS GNMA 6.0	100.74	+0.26
10 YR Treasury	4.5795	-0.0550
30 YR Treasury	4.7290	-0.0224

Pricing as of: 5/2 5:04PM EST

Recent Housing Data

		Value	Change
Mortgage Apps	Apr 24	196.7	-2.67%
Building Permits	Mar	1.46M	-3.95%
Housing Starts	Mar	1.32M	-13.15%
New Home Sales	Mar	693K	+4.68%
Pending Home Sales	Feb	75.6	+1.75%
Existing Home Sales	Feb	3.97M	-0.75%
Builder Confidence	Mar	51	+6.25%

US Housing Market Weekly

The final bill added \$10k back. This might seem like plenty, but in some states, like New Jersey, it's only slightly above average for property taxes alone! In states with a high combination of income and property tax, this \$10k limit could have some effect on homebuying decisions, but it would have to be considered against the much larger "standard deduction." Many taxpayers that had been itemizing deductions in these areas are now expected to opt for the standard deduction.

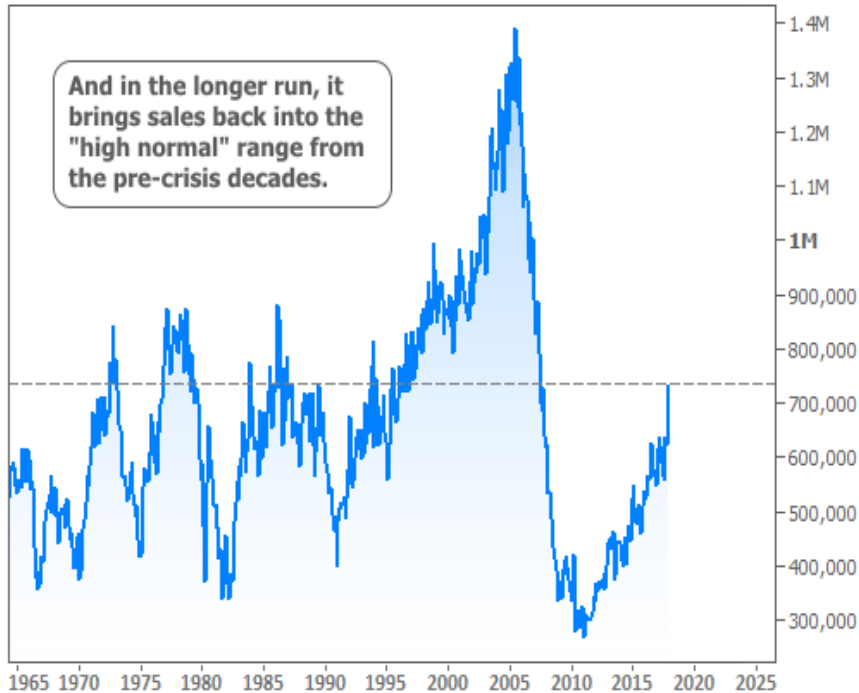
All in all, this is a storm that the housing market **can** weather. It's ability to do so was only reinforced by **EXCEPTIONALLY strong** sales figures this week. [New Home Sales](#) stood out as the biggest winner, rising a whopping 17.5 percent in November. This isn't merely good in the "post-crisis" context. It puts New Home Sales back in a "high average" historical range.

US Housing Market Weekly

New Home Sales



New Home Sales



Existing Home Sales may not have surged quite as much as New Home Sales, but they too hit **post-crisis highs**. Moreover, they're in a much stronger spot in the context of the historical trend. The chart below shows plenty of room to weather any effects from new tax policy without exiting a healthy growth trend.

US Housing Market Weekly

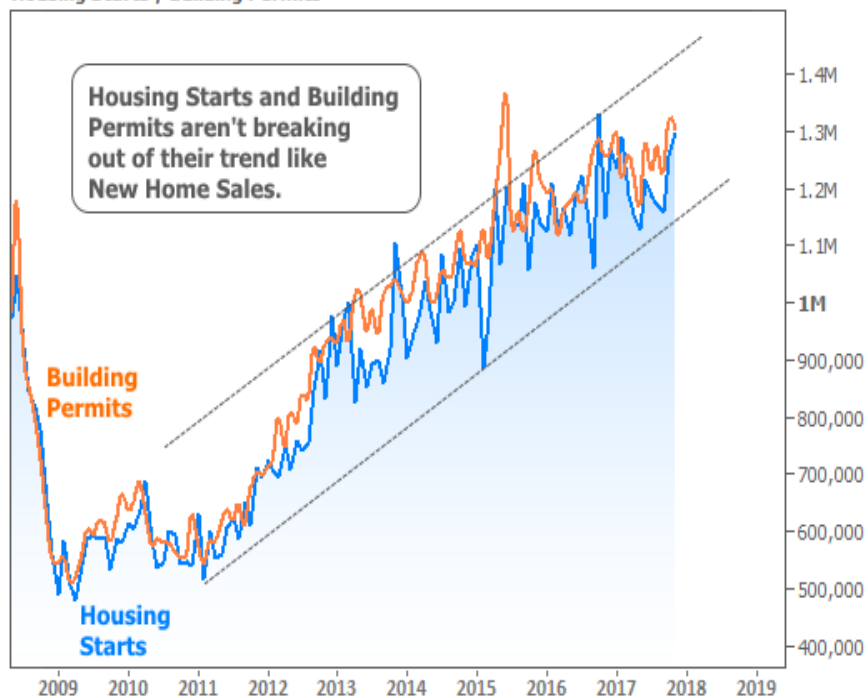
Existing Home Sales



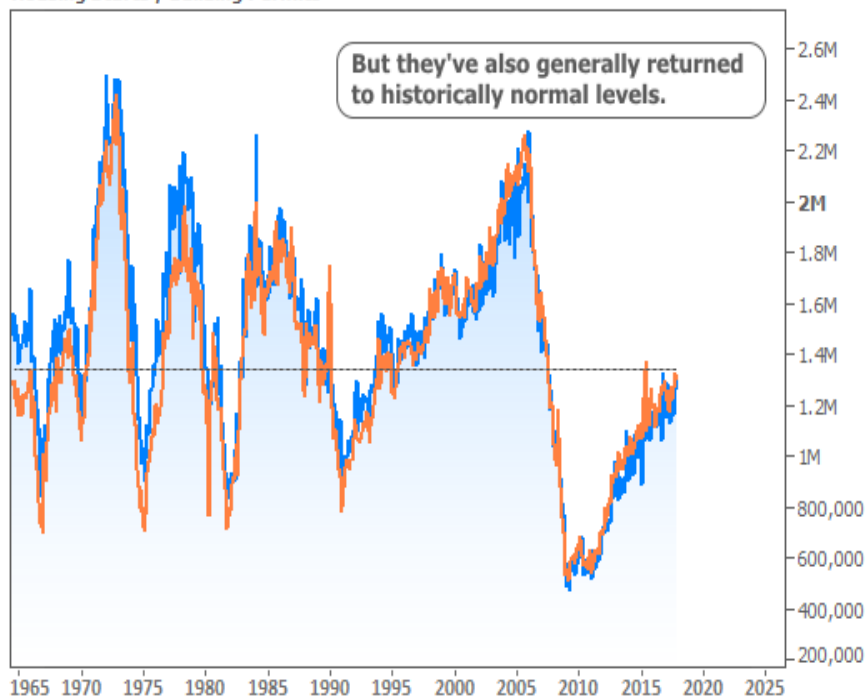
Construction metrics (Housing Starts and Building Permits) weren't quite as balmy as the sales data, but positive trends remained decisively intact.

US Housing Market Weekly

Housing Starts / Building Permits



Housing Starts / Building Permits



With respectable construction activity and home sales booming, it's no surprise to see [builder confidence](#) also exploring a new post-crisis high. In fact, more than any of the week's other housing-related reports, the NAHB Housing Market Index did the most to return **near all-time highs**. This should be taken with a grain of salt, however, due to the nature of survey data, which tends to oscillate in a steadier range when compared to something like outright sales counts.

US Housing Market Weekly

Builder Confidence (NAHB Housing Market Index)



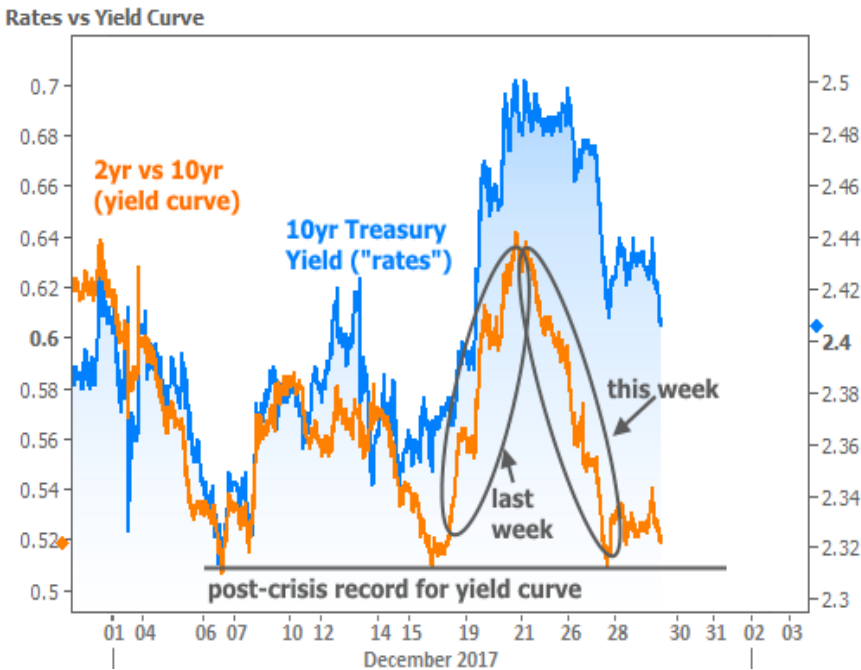
Builder Confidence (NAHB Housing Market Index)



Other than the uncertainties surrounding the tax bill, the **only other cloud** on last week's horizon was a fairly abrupt increase in mortgage rates. This resulted from the uncommonly light trading environment that exists at the end of December (and NOT from the tax bill).

The yield curve (the spread between longer and shorter-term rates, such as 10yr and 2yr Treasury yields) has been a key consideration for traders in 2017. Last week's rate spike was immediately preceded by a bounce at a **post-crisis record low** for the 2yr vs 10yr yield curve.

"Uncommonly light trading environments" **work both ways**, thankfully, simply because they amplify the effects of imbalances (rates move more than they otherwise would). This week, the imbalance was in our favor. The yield curve returned to those long-term lows and rates followed. As such, we're set to begin January with rates well-within their range from Q3-2017.



Subscribe to my newsletter online at: <http://mortgagenewsletter.net/timothybaron>

The Arizona Loan Baron

The Arizona Loan Baron is at your service!

I would appreciate the opportunity to share with you my extensive mortgage lending experience. My client focused approach has allowed me to build long lasting relationships and partnerships throughout Arizona. I know this market. I live here and work here. Please allow me the opportunity to be your mortgage lending partner.

The Arizona Loan Baron 