



**Steve Chizmadia**

Mortgage Advisor - MLO-244902, Home Loans With Steve

NMLS ID: 1845124- CA BRE: 01524985 - 141 Providence Road Charlotte, NC 28207

Office: (760) 715-9688  
 Mobile: (760) 715-9688  
[steve@homeloanswithsteve.com](mailto:steve@homeloanswithsteve.com)  
[View My Website](#)

## More Than Meets The Eye in Housing and Rates This Week

Some weeks are fairly straightforward with one defining moment and economic data that paints a unified picture. This was not one of those weeks!

Much of the economic data centered on the housing market. As you might imagine, sorting out the impact from recent hurricanes has been an **ongoing struggle**. Harvey had taken a bite out of Existing Home Sales the last time they were reported (for August). This time around, Houston actually **helped** housing numbers hold their ground.

The National Association of Realtors reported an **increase** in Existing Home Sales from a 5.35 million to 5.39 million units (annual pace). Overall, the Southern region was still a drag on the numbers, with the NAR citing temporary but noticeable declines due to hurricanes. In light of those headwinds, the national result is a pleasant surprise, especially with single-family homes being solely responsible for the improvement.

Existing Home Sales



Housing data optimism should be tempered by the fact that weather-related delays will create regional improvements as old business is pulled forward.

## National Average Mortgage Rates



	Rate	Change	Points
<b>Mortgage News Daily</b>			
30 Yr. Fixed	6.43%	<b>+0.02</b>	0.00
15 Yr. Fixed	5.95%	<b>0.00</b>	0.00
30 Yr. FHA	5.82%	<b>+0.02</b>	0.00
30 Yr. Jumbo	6.62%	<b>0.00</b>	0.00
5/1 ARM	6.28%	<b>-0.01</b>	0.00

### Freddie Mac

30 Yr. Fixed	6.35%	<b>-0.51</b>	0.00
15 Yr. Fixed	5.51%	<b>-0.65</b>	0.00

Rates as of: 8/30

## Market Data

	Price / Yield	Change
MBS UMBS 5.0	99.35	<b>-0.16</b>
MBS GNMA 5.0	99.91	<b>-0.04</b>
10 YR Treasury	3.9039	<b>+0.0424</b>
30 YR Treasury	4.1932	<b>+0.0468</b>

Pricing as of: 8/30 5:59PM EST

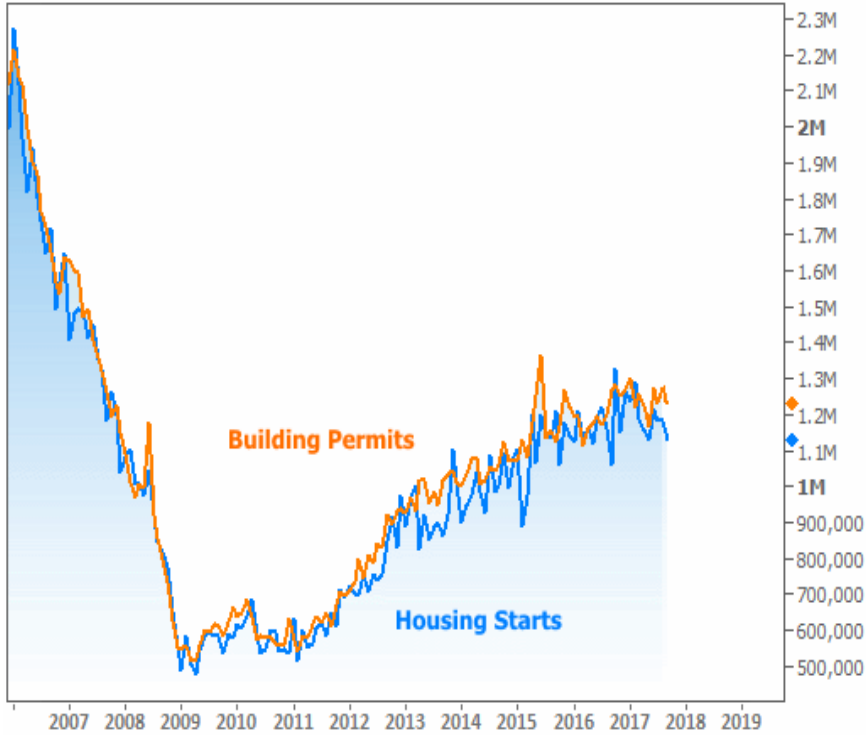
## Recent Housing Data

		Value	Change
Mortgage Apps	Aug 28	226.9	+0.49%
Building Permits	Mar	1.46M	-3.95%
Housing Starts	Mar	1.32M	-13.15%
New Home Sales	Mar	693K	+4.68%
Pending Home Sales	Feb	75.6	+1.75%
Existing Home Sales	Feb	3.97M	-0.75%
Builder Confidence	Mar	51	+6.25%

We'll have a better sense of the bigger picture in a few months.

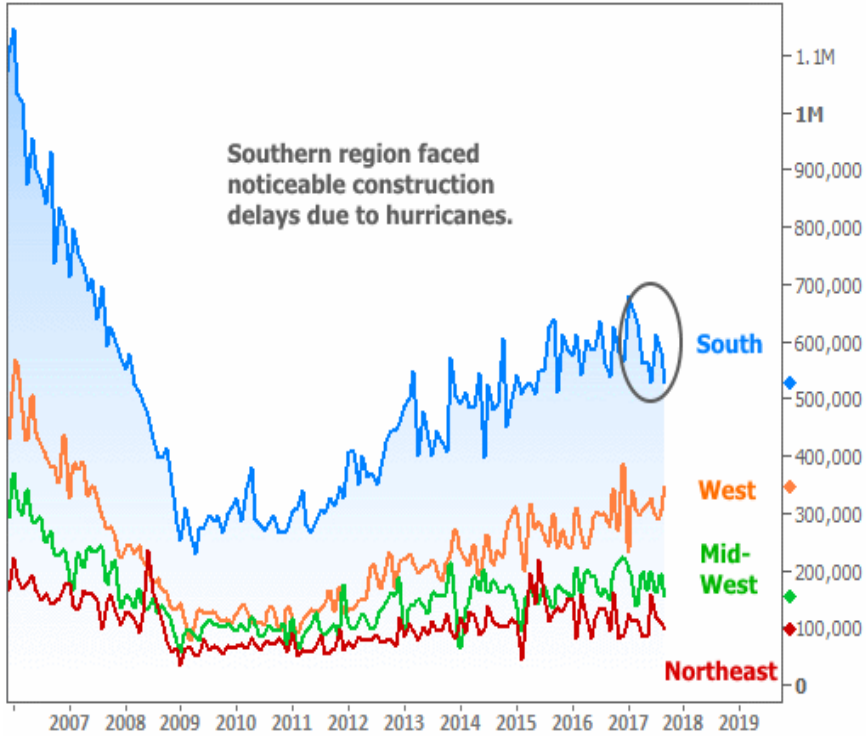
In terms of **construction** numbers, the regional downturn is easier to see. The hurricanes created a construction and permitting backlog that pushed the Census Bureau's official construction numbers lower in September.

Housing Starts and Building Permits



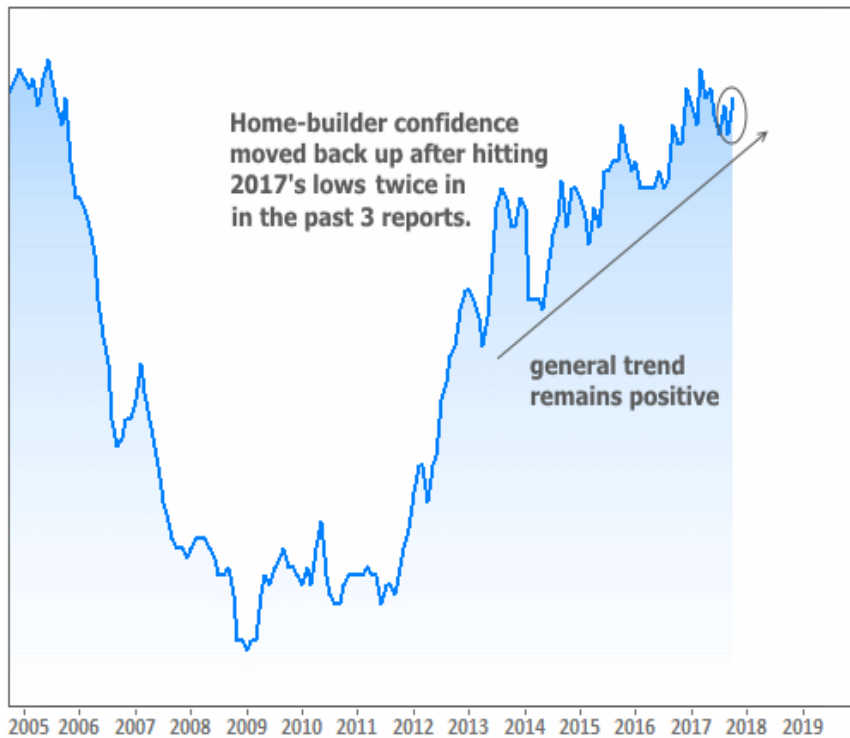
As expected, the Southern region led the declines.

Housing Starts by Region



The **silver lining** here is that construction numbers are still due to experience that same sort of "pulling-forward" of weather-delayed business that benefited Existing Sales. Perhaps that has something to do with the uptick in home-builder sentiment as reported in the NAHB's [Housing Market Index](#) this week. Builder Confidence, while not as high as it was earlier this year, continues trending generally higher.

Builder Confidence



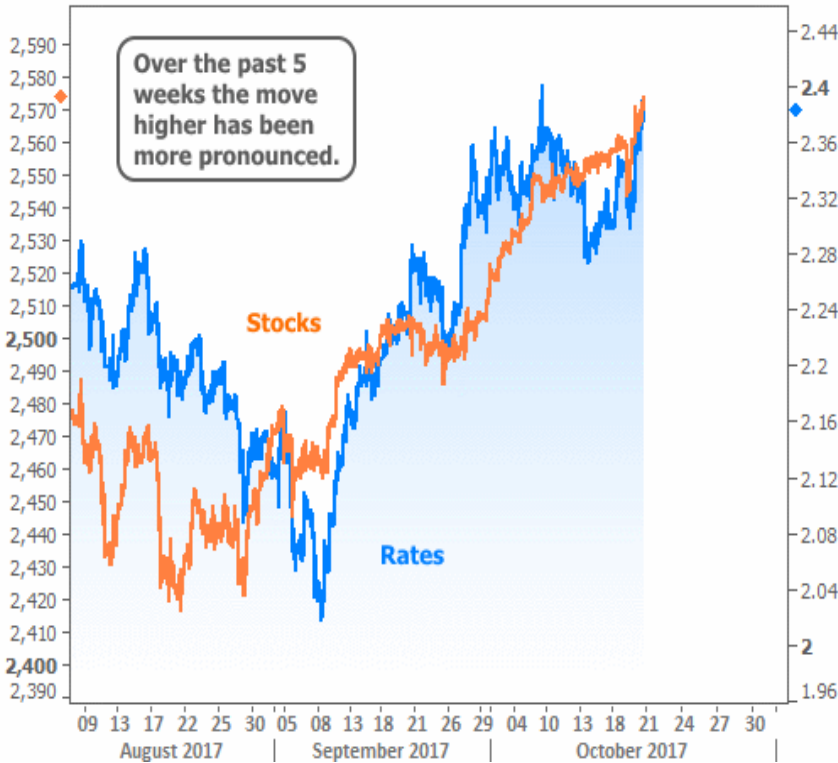
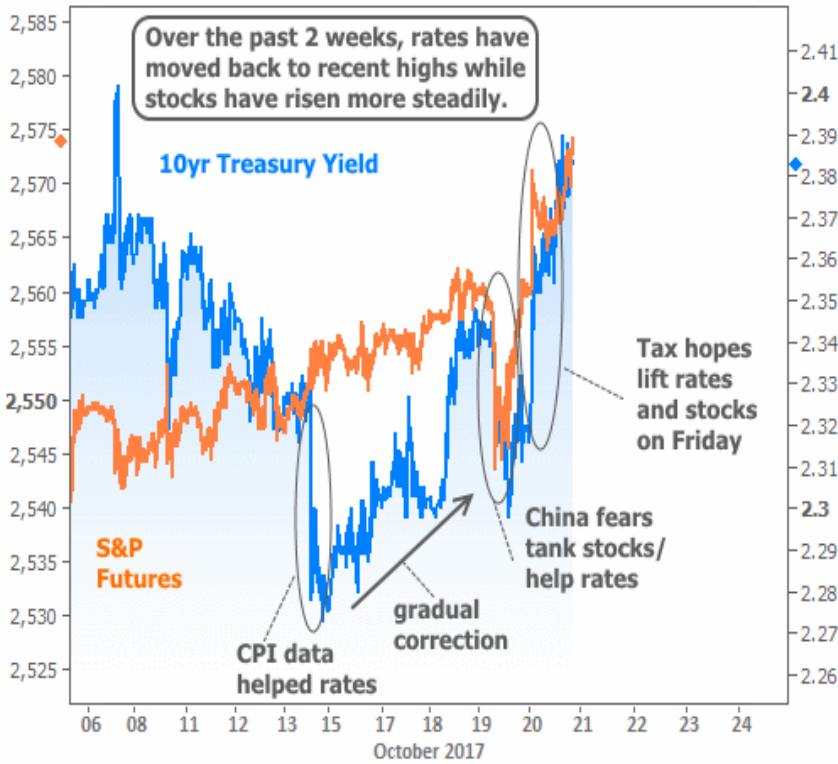
The **most cautionary** review of the weather's impact on the housing market came from Fannie Mae's Economic and Strategic Research Group, which said hurricanes could exacerbate a slowdown in the housing market. The caveat is that [the report](#) came out on Tuesday, **before** the resilient Existing Sales data, stable construction numbers, and much-improved builder confidence data.

On a less equivocal note, **interest rates had a tough week**. They began by moving gradually higher after hitting the lowest levels in several weeks last Friday. Rates caught their breath on Thursday as massive losses in Chinese stocks spilled over into the U.S., pulling US stocks (and rates) lower. But the rate spike resumed on Friday due to optimism over tax reform.

Here too, things **aren't** exactly as they might seem. On the surface, the relevant headline that started all of Friday's market drama arrived late Thursday night and had to do with the Senate passing a budget resolution. The resolution itself was of little consequence to stocks or rates. **Instead**, the **WAY** the Senate worded the bill set the stage for tax reform to be passed with a simple majority vote.

Stocks and rates responded in a major way.

Rates vs Stocks



Even though the move higher in rates was unequivocal, it's not without its **saving graces**. The most obvious is that the upward movement is playing out in a historically narrow range. Many lenders are still able to quote top-tier 30yr fixed rates at 4 percent or lower, even after Friday's rate spike. Moreover, as rates have risen from 2016's near-all-time lows, lenders have increasingly **eased guidelines** to allow more access to credit for potential homeowners.

The latest change comes from Freddie Mac which [announced](#) an improvements in the way it calculates debt-to-income ratios for those with student loans and other loans that are close to being paid-off.

Subscribe to my newsletter online at: <http://mortgagenewsletter.net/homeloansbysteve>

## Recent Economic Data

Date	Event	Actual	Forecast	Prior
<b>Tuesday, Oct 17</b>				
8:30AM	Sep Import prices mm (%)	0.7	0.5	0.6
8:30AM	Sep Export prices mm (%)	0.8	0.4	0.6
9:15AM	Sep Capacity Utilization (%)			76.1
9:15AM	Sep Industrial Production (%)	0.3	0.3	-0.9
<b>Wednesday, Oct 18</b>				
7:00AM	w/e Mortgage Refinance Index	1399.6		1359.2
7:00AM	w/e MBA Purchase Index	242.9		233.2
8:30AM	Sep Housing starts number mm (ml)			1.18
8:30AM	Sep Building permits: number (ml)	1.215	1.250	1.272
8:30AM	Sep House starts mm: change (%)	-4.7		-0.8
8:30AM	Sep Build permits: change mm (%)	-4.5		3.4
<b>Thursday, Oct 19</b>				
8:30AM	Oct Philly Fed Business Index	27.9	22.0	23.8
8:30AM	w/e Jobless Claims (k)	222	233	243
10:00AM	Sep Leading index chg mm (%)	-0.2	0.1	0.4
<b>Friday, Oct 20</b>				
10:00AM	Sep Existing home sales (ml)	5.39	5.30	5.35
10:00AM	Sep Exist. home sales % chg (%)			-1.7
<b>Wednesday, Oct 25</b>				
8:30AM	Sep Durable goods (%)	2.2	1.0	2.0
9:00AM	Aug Monthly Home Price mm (%)	0.7		0.2
10:00AM	Sep New home sales-units mm (ml)	0.667	0.555	0.560
1:00PM	5-Yr Note Auction (bl)	34		
<b>Thursday, Oct 26</b>				
8:30AM	w/e Jobless Claims (k)	233	235	222
10:00AM	Sep Pending Sales Index	106.0		106.3
1:00PM	7-Yr Note Auction (bl)	28		
<b>Friday, Oct 27</b>				
8:30AM	Q3 GDP Advance (%)	3.0	2.5	3.1
10:00AM	Oct U Mich Sentiment Final (ip)	100.7	100.9	101.1
<b>Wednesday, Dec 27</b>				

## Event Importance:

No Stars = Insignificant

☆ Low

★ Moderate

★★ Important

★★★ Very Important

Date	Event	Actual	Forecast	Prior
11:30AM	2-Yr Note Auction (bl)	13		

## Service oriented, responsive, competitive rates and an in depth knowledge of todays mortgage market

After completing my degree in finance at the University of Connecticut, I started in the mortgage business right out of college in 2004. With 15+ years of experience and a primary objective of thoroughly explaining all available loan options to my clients with what is typically the largest investment in their lives, I strive to always make myself available. I constantly educate myself with respect to the mortgage industry and underwriting guidelines for FHA, VA, conventional and jumbo financing. I deliver on the expectations discussed up front and provide the service level my clients deserve from day one. I will remain in touch throughout the process and continue to follow up with you after closing. My goal is to wow you and turn you into clients for life. I want you to be so impressed that throughout and after the process you share my information with your friends, family, neighbors and co-workers who may value from my services.

**Steve Chizmadia**

