



**Steve Chizmadia**

Mortgage Advisor - MLO-244902, Home Loans With Steve

NMLS ID: 1845124- CA BRE: 01524985 - 141 Providence Road Charlotte, NC 28207

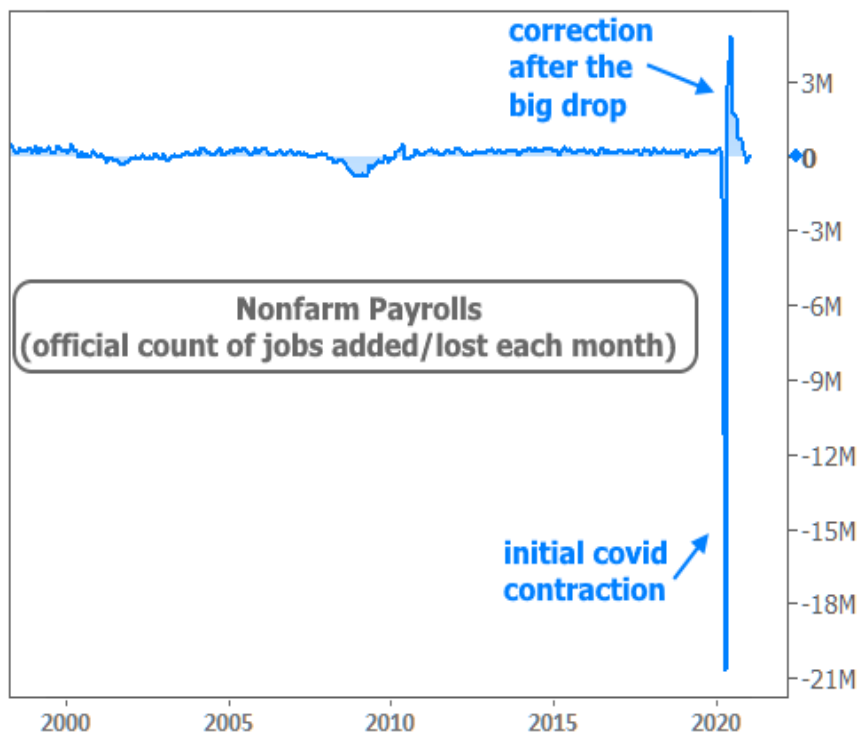
Office: (760) 715-9688  
 Mobile: (760) 715-9688  
[steve@homeloanswithsteve.com](mailto:steve@homeloanswithsteve.com)  
[View My Website](#)

## Rates Under Pressure Despite Weak Jobs Report

Economic data is traditionally one of the key contributors to interest rate movement. Of the regularly-scheduled reports, none has more market-moving street cred than The Employment Situation--otherwise known as "the jobs report" or simply NFP (due to its headline component: Non-Farm Payrolls).

The relationship between econ data and rates can wax and wane. Covid definitely threw a wrench in the works, and economists still don't know exactly how things will shake out. In general, the market is trading on the assumption that things continue to improve **even if** the data isn't making that case today.

In fact, today's jobs report specifically suggests something **quite different**. The economy only created 49k new jobs in January, and the last few reports were revised much lower to boot. Taken together, these reports effectively put an end to the "correction" phase of the labor market recovery.



## National Average Mortgage Rates



	Rate	Change	Points
<b>Mortgage News Daily</b>			
30 Yr. Fixed	6.43%	+0.02	0.00
15 Yr. Fixed	5.95%	0.00	0.00
30 Yr. FHA	5.82%	+0.02	0.00
30 Yr. Jumbo	6.62%	0.00	0.00
5/1 ARM	6.28%	-0.01	0.00
<b>Freddie Mac</b>			
30 Yr. Fixed	6.35%	-0.51	0.00
15 Yr. Fixed	5.51%	-0.65	0.00

Rates as of: 8/30

## Market Data

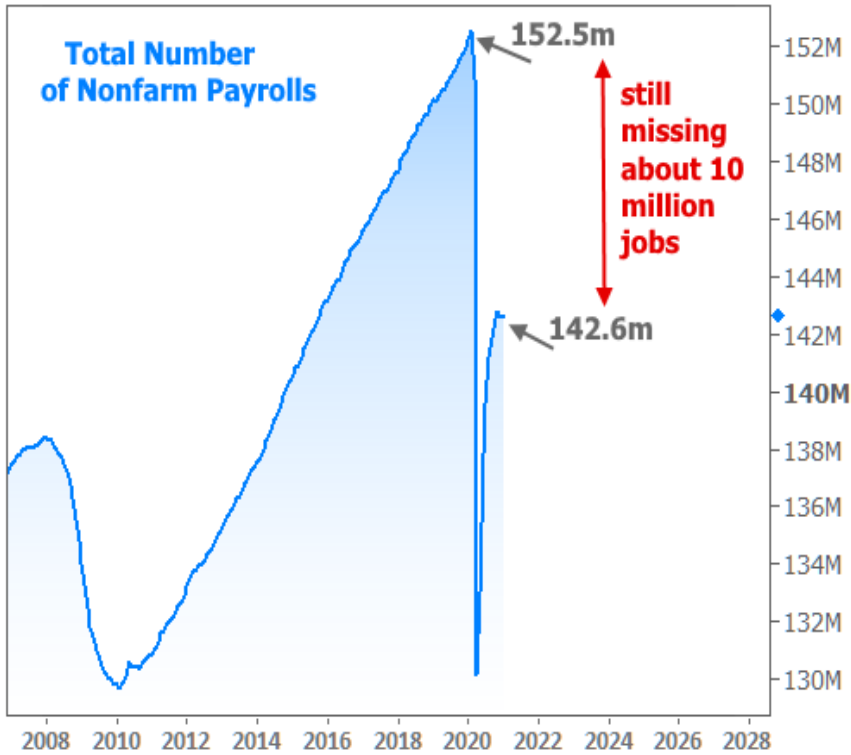
	Price / Yield	Change
MBS UMBS 5.0	99.35	-0.16
MBS GNMA 5.0	99.91	-0.04
10 YR Treasury	3.9039	+0.0424
30 YR Treasury	4.1932	+0.0468

Pricing as of: 8/30 5:59PM EST

## Recent Housing Data

	Value	Change
Mortgage Apps	Aug 28 226.9	+0.49%
Building Permits	Mar 1.46M	-3.95%
Housing Starts	Mar 1.32M	-13.15%
New Home Sales	Mar 693K	+4.68%
Pending Home Sales	Feb 75.6	+1.75%
Existing Home Sales	Feb 3.97M	-0.75%
Builder Confidence	Mar 51	+6.25%

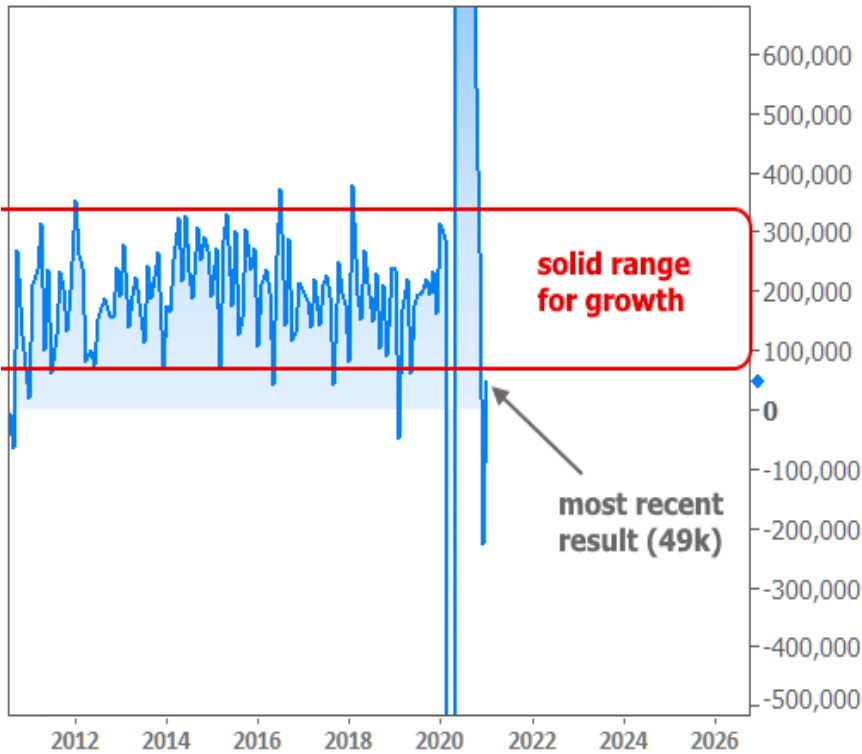
In other words, payrolls plummeted at the onset of covid ("contraction" phase). They'd been bouncing back in record fashion through September, but have since returned to **closer to zero** growth. That's not great news considering we're still roughly 10 million jobs away from pre-covid levels.



Based **solely** on the data above, interest rates shouldn't be eager to rise. A 10 million job deficit is a big deal and it speaks to a level of economic activity that promotes risk-aversion (which, in turn, benefits rates).

But rates have **other factors** on their mind. In fact, we don't even need to move on to other factors to consider one counterpoint. Simply put, the labor market recovery is **still playing out**. While it's true we've seen the big contraction and correction, there's a lot of uncertainty surrounding the coming months. It's too soon to declare the death of the labor market based on the past few months--especially when seasonal adjustments are considered.

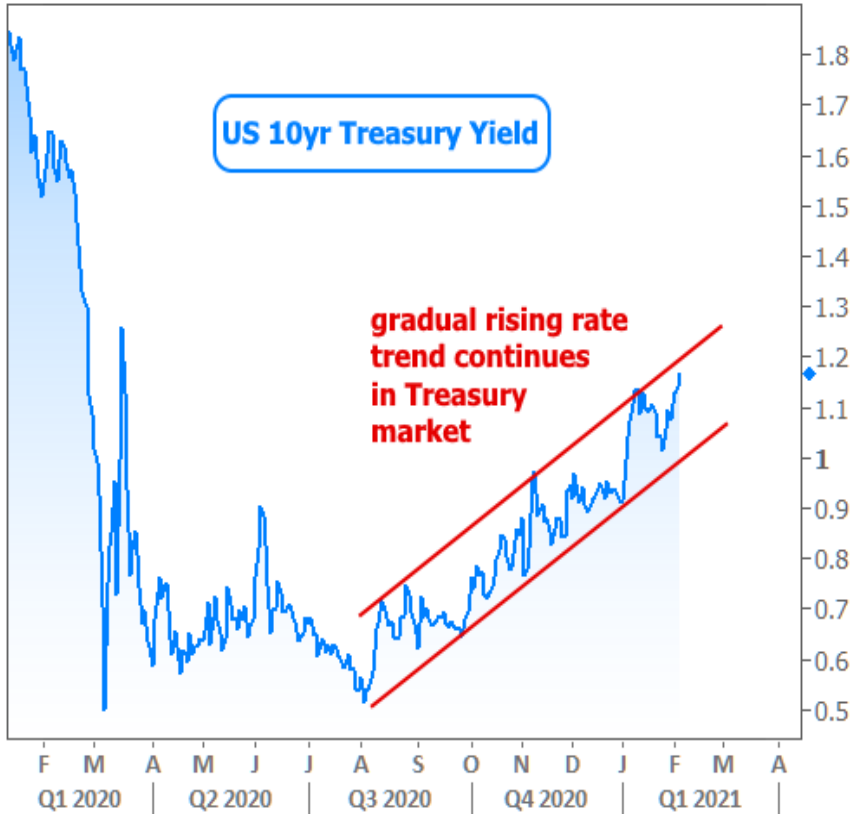
The following chart zooms in on the monthly job count to show the recent volatility and the normal range for solid job growth. One could easily imagine returning to that range as lockdown restrictions are eased and vaccine distribution improves. To a large extent, the bond market (and thus, interest rates) is operating based on its **best guesses about the next 6-12 months** as opposed to what it mostly already knew about January 2020. Bottom line: if job growth is going to end up in that "solid range," we wouldn't necessarily know it yet.



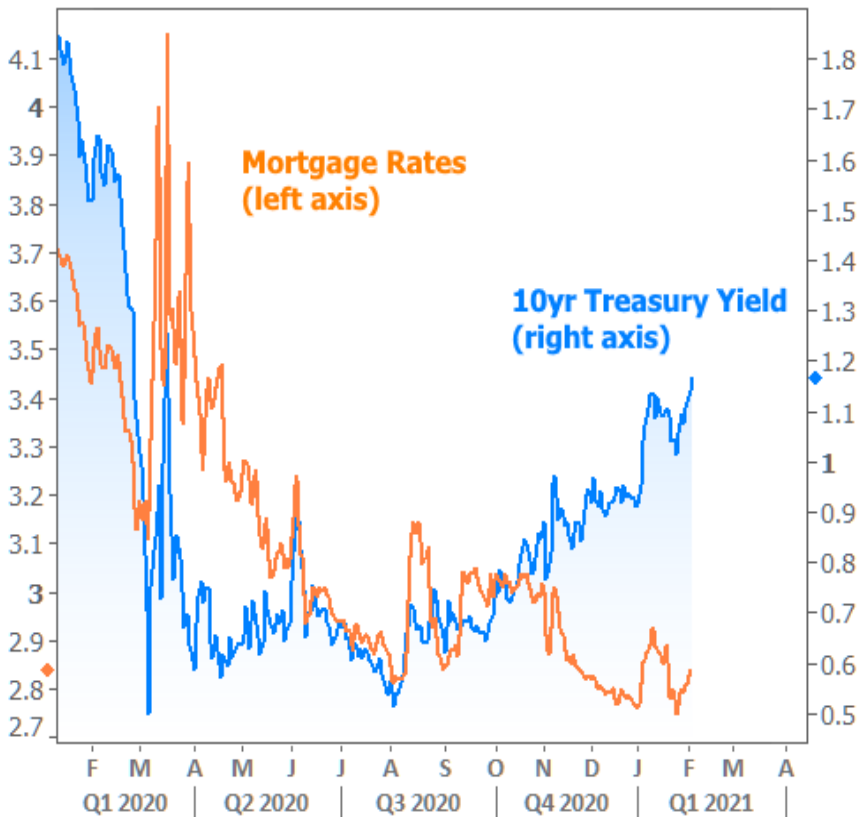
Moving on from jobs data, the bond market has other timely concerns. Next week brings another round of record-setting Treasury issuance. Treasuries = US government debt. The more money the government needs to spend (and the less revenue it takes in), the more Treasuries it must issue. The greater the issuance, the more **upward pressure on rates**--all other things being equal.

At the same time, congress passed a budget resolution that paves the way for the **\$1.9 trillion covid relief bill** to pass in as little as 2 weeks. Stimulus hurts bonds/rates on two fronts by increasing Treasury issuance and by (hopefully) strengthening the economy. A stronger economy can sustain higher interest rates, in general.

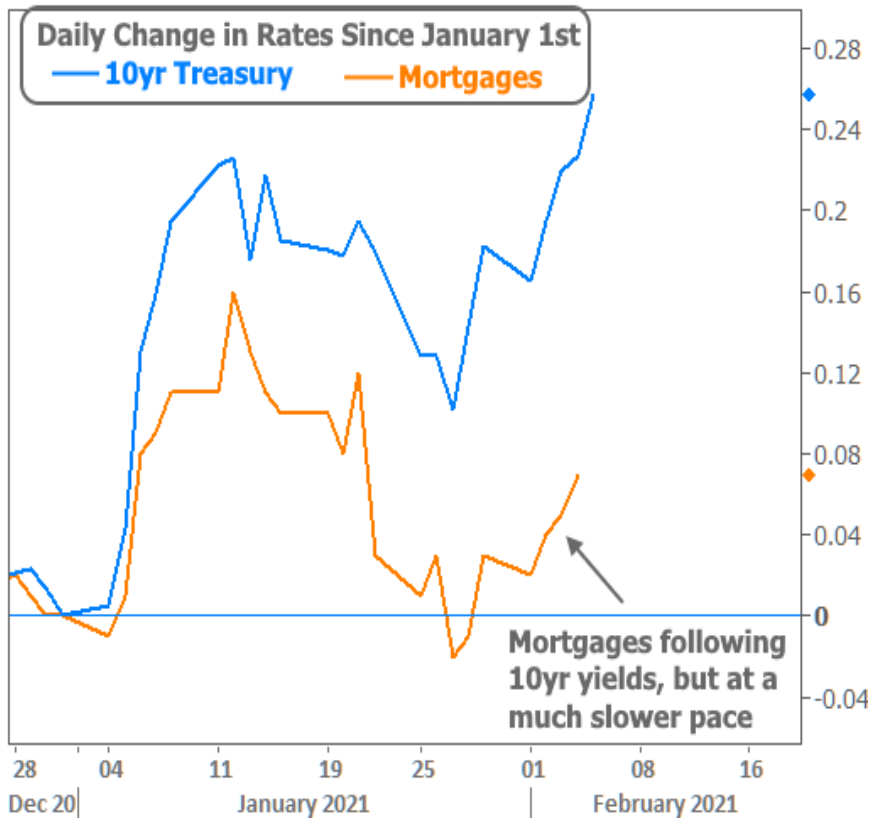
With all of the above in mind, it's no great surprise to see a continuation of a **well-established trend** toward higher yields in 10yr US Treasuries. The 10yr yield is the benchmark for longer-term rates in the US and it tends to correlate extremely well with mortgages. As such, this chart would normally be a concern for the mortgage market.



But as we discussed last week, mortgage rates have diverged from Treasury trends in an unprecedented way.

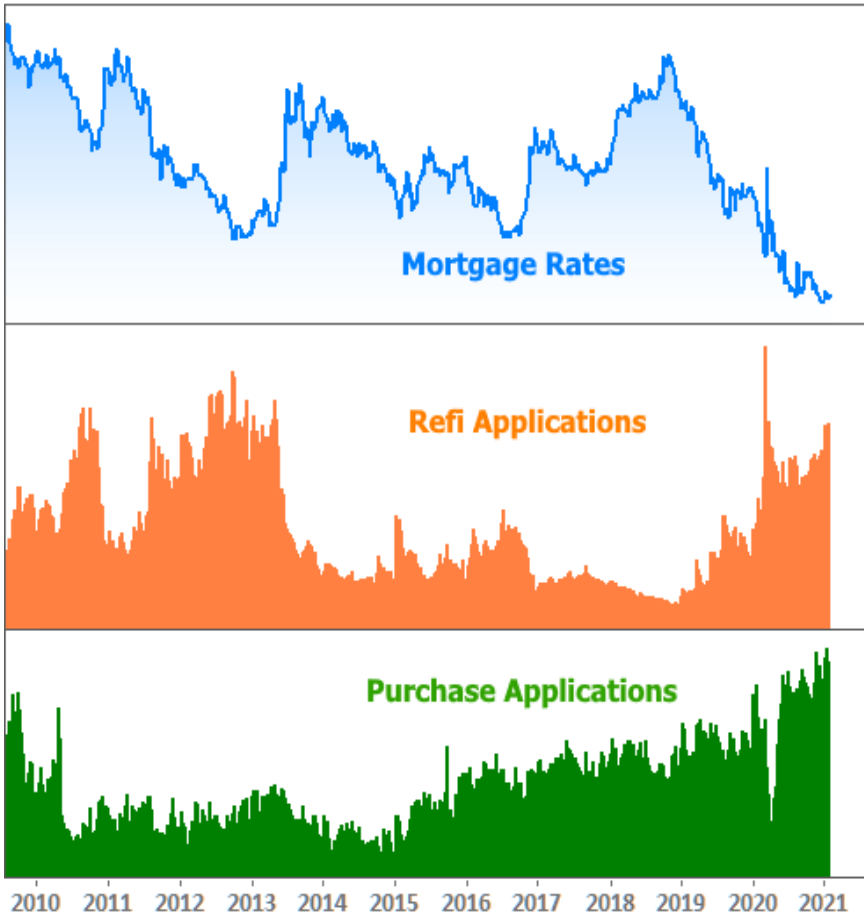


Despite the departure, the point of last week's newsletter was to provide another reminder that mortgage rates **can't keep this up forever**. Indeed, when we zoom in on the actual day-to-day changes in 10yr yields and mortgage rates, we can see strong correlation again--just with much smaller steps taken by mortgages.



The takeaway is that it's **no longer safe** to bank on a series of increasingly lower all-time lows in mortgage rates. As long as the broader bond market remains under pressure, so too will the mortgage market--even if it takes less damage by comparison. If these trends continue, mortgage rates may not rise as fast as Treasuries, but they'd still be rising.

For now though, the sun is still shining on the mortgage market. Both purchase and refi applications are soaring, and new housing inventory can't come fast enough.



Next week's focal point for interest rates will be the Treasury auctions in the middle of the week--especially the 10yr Note Auction on Wednesday. Last time around, that auction marked a turning point for a rising rate trend that shared several similarities with the current one.

Subscribe to my newsletter online at: <http://mortgagenewsletter.net/homeloansbysteve>

**Recent Economic Data**

Date	Event	Actual	Forecast	Prior
<b>Monday, Feb 01</b>				
10:00AM	Dec Construction spending (%)	1.0	0.9	0.9
10:00AM	Jan ISM Manufacturing PMI	58.7	60.0	60.7
<b>Tuesday, Feb 02</b>				
9:45AM	Jan ISM-New York index	818.2		817.6
<b>Wednesday, Feb 03</b>				
7:00AM	w/e MBA Purchase Index	334.6		334.2
7:00AM	w/e MBA Refi Index	4746.2		4261.5
8:15AM	Jan ADP National Employment (k)	174	49	-123
10:00AM	Jan ISM N-Mfg PMI	58.7	56.8	57.2
<b>Thursday, Feb 04</b>				

**Event Importance:**

- No Stars = Insignificant
- ☆ Low
- ★ Moderate
- ★★ Important
- ★★★★ Very Important

Date	Event	Actual	Forecast	Prior
8:30AM	Q4 Labor Costs Preliminary (%)	6.8	4.0	-6.6
8:30AM	Q4 Productivity Preliminary (%)	-4.8	-2.8	4.6
8:30AM	w/e Jobless Claims (k)	779	750	847
10:00AM	Dec Factory orders mm (%)	1.1	0.7	1.0
<b>Friday, Feb 05</b>				
8:30AM	Jan Non-farm payrolls (k)	49	50	-140
8:30AM	Jan Unemployment rate mm (%)	6.3	6.7	6.7
<b>Tuesday, Feb 09</b>				
1:00PM	3-Yr Note Auction (bl)	58		
<b>Wednesday, Feb 10</b>				
7:00AM	w/e MBA Purchase Index	318.8		334.6
7:00AM	w/e MBA Refi Index	4549.2		4746.2
8:30AM	Jan Consumer Price Index (CPI) (%)	0.3	0.3	0.4
8:30AM	Jan Core CPI (Annual) (%)	1.4	1.5	1.6
10:00AM	Dec Wholesale inventories mm (%)	0.3	0.1	0.1
<b>Friday, Feb 12</b>				
10:00AM	Feb Consumer Sentiment	76.2	80.8	79.0
<b>Monday, Apr 12</b>				
1:00PM	10-yr Note Auction (bl)	38		
<b>Tuesday, Apr 13</b>				
1:00PM	30-Yr Bond Auction (bl)	24		

## Service oriented, responsive, competitive rates and an in depth knowledge of todays mortgage market

After completing my degree in finance at the University of Connecticut, I started in the mortgage business right out of college in 2004. With 15+ years of experience and a primary objective of thoroughly explaining all available loan options to my clients with what is typically the largest investment in their lives, I strive to always make myself available. I constantly educate myself with respect to the mortgage industry and underwriting guidelines for FHA, VA, conventional and jumbo financing. I deliver on the expectations discussed up front and provide the service level my clients deserve from day one. I will remain in touch throughout the process and continue to follow up with you after closing. My goal is to wow you and turn you into clients for life. I want you to be so impressed that throughout and after the process you share my information with your friends, family, neighbors and co-workers who may value from my services.

**Steve Chizmadia**

