



**Steve Chizmadia**

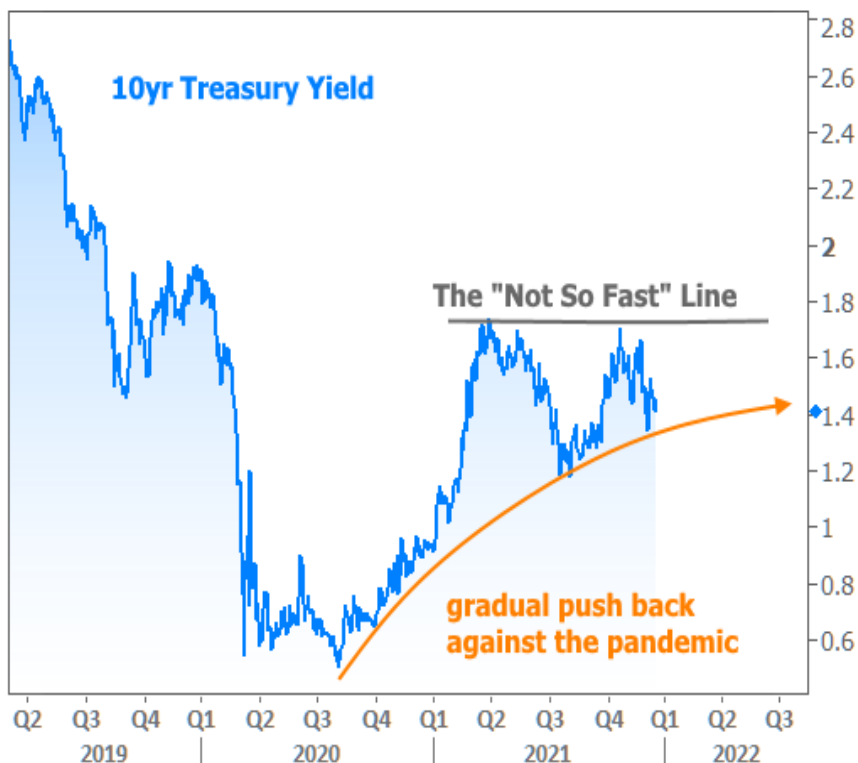
Mortgage Advisor - MLO-244902, Home Loans With Steve

a licensed agent of Best Equity Property Solutions, Inc. NMLS 449 S. Escondido Blvd Escondido, CA 92025

Office: (760) 715-9688  
 Mobile: (760) 715-9688  
[steve@homeloanswithsteve.com](mailto:steve@homeloanswithsteve.com)  
[View My Website](#)

**Introducing The "Not So Fast" Line**

Sure, we **could** write a headline that attempts to distill the concept of a big picture struggle between the forces exerting upward pressure on rates and those stepping in to push back in the other direction. Or we could just introduce the "not so fast" line, and let a chart do the talking.



Lines like these are over-generalizations to some extent, but as long as we understand that there are multiple factors in play each time rates bounce on the floor or ceiling, it doesn't matter. All we're **really** trying to do is **visualize** the gradual recovery from the pandemic and the setbacks that have pushed rates back in the other direction.

Thinking about the more recent past, rates have been reluctant to move below the orange line due to things like **higher inflation** and tougher **central bank policies**. General progress against the pandemic was more relevant to the orange line in Oct/Nov, but the emergence of Omicron means the pandemic is once again putting downward pressure on rates.

**National Average Mortgage Rates**



	Rate	Change	Points
<b>Mortgage News Daily</b>			
30 Yr. Fixed	6.86%	-0.05	0.00
15 Yr. Fixed	6.31%	-0.02	0.00
30 Yr. FHA	6.32%	-0.06	0.00
30 Yr. Jumbo	7.04%	-0.03	0.00
5/1 ARM	6.53%	-0.02	0.00
<b>Freddie Mac</b>			
30 Yr. Fixed	6.78%	-0.08	0.00
15 Yr. Fixed	6.07%	-0.09	0.00

Rates as of: 7/26

**Market Data**

	Price / Yield	Change
MBS UMBS 5.5	99.68	+0.27
MBS GNMA 5.5	99.98	+0.13
10 YR Treasury	4.1958	-0.0474
30 YR Treasury	4.4523	-0.0305

Pricing as of: 7/26 5:59PM EST

**Recent Housing Data**

	Value	Change
Mortgage Apps	Jul 10 206.1	-0.19%
Building Permits	Mar 1.46M	-3.95%
Housing Starts	Mar 1.32M	-13.15%
New Home Sales	Mar 693K	+4.68%
Pending Home Sales	Feb 75.6	+1.75%
Existing Home Sales	Feb 3.97M	-0.75%
Builder Confidence	Mar 51	+6.25%

All of the above showed up in charts at various points this week. Yields (aka "rates") surged lower to start the week as the weekend's omicron news stirred up concerns about economic impacts and risk aversion in financial markets. Another inflation report showed the highest levels in decades. The Fed and other central banks made policy updates that caused **brief** upward pressure for rates before pandemic-related news said "not so fast" by the end of the week.

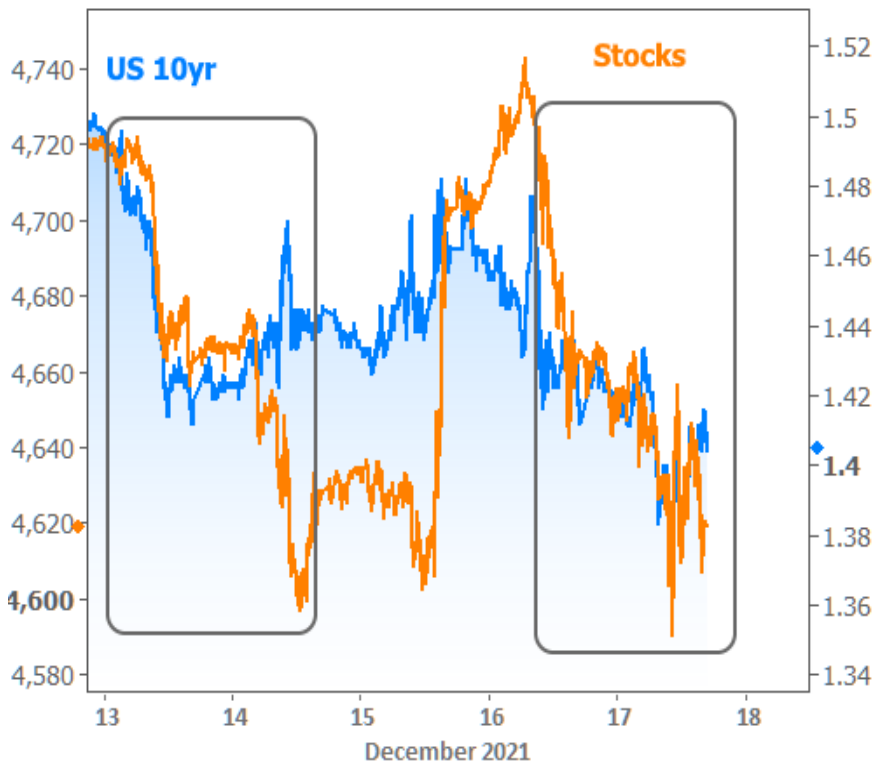


In the chart above, "Fed" refers to the scheduled policy announcement from the Federal Reserve. The Fed announced that it would be decreasing its monthly bond purchases at an **even faster** pace. While this wasn't unexpected, it was unprecedented. There was also some uncertainty about how big the change would be, and the Fed chose the faster option (i.e. less friendly for interest rates).

Rounding out Wednesday's bad news for rates, updated Fed forecasts showed a **big shift** in the outlook for rate hikes with the median view of the Fed Funds Rate now at **0.75-1.0%** by end of 2022, up from 0.0-0.25% last time. Here too, the results were not unexpected, but the shift toward a higher rate mentality was surprisingly unanimous compared to previous forecasts.

One day later, the **Bank of England** unexpectedly hiked its policy rate. Most market participants expected them to wait for the next meeting due to surging covid numbers in the UK. **The European Central Bank (ECB)** didn't rock the boat much, but the net effect was still negative for bonds/rates.

Despite the headwinds from central banks, rates spent most of the day on Friday at the **lowest** levels of the week. At first glance, this is an impressive level of resilience for the bond market, but it's probably best viewed as a sign of the times. The week's stock market gyrations tell the same story. Stocks fell early and late in the week with covid-related headlines being the most prevalent explanation.



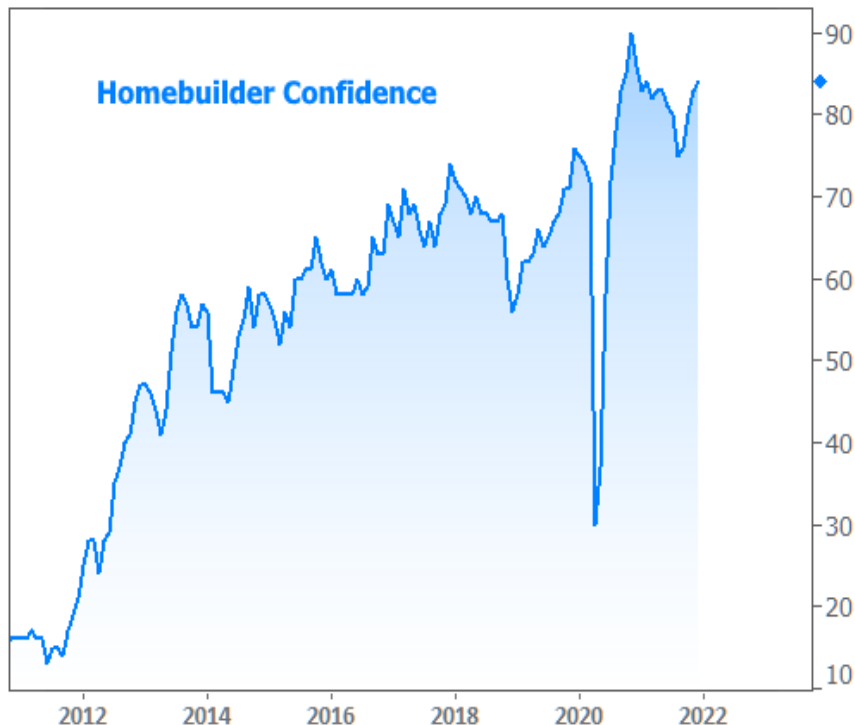
In the bigger picture, the important thing to understand about the "not so fast" line is that it represents one side of a consolidation pattern. It presents a case for fear and caution while the orange recovery line makes the opposite case. Rates won't remain stuck in the middle forever. As tired as we all may be about deferring to the same old scapegoat, the direction of the breakout will most likely be informed by how things go with the pandemic.



In other less consequential (but still potentially interesting) news/data from this week, new housing construction increased by 11.8% in November. The total number of "housing starts" was very close to long-term highs.



Unsurprisingly then, builder confidence also remained in good shape, per the NAHB's Housing Market Index.



Next week is fairly slow and much-abbreviated due to the Christmas holiday. Markets will be closed all day on 12/24 and open for only a half day on 12/23. The following week is notorious for light participation and a high variety of trading motivations in financial markets. As such, we won't get a clean look at underlying market momentum until early January.

Subscribe to my newsletter online at: <http://mortgagenewsletter.net/homeloansbysteve>

**Recent Economic Data**

Date	Event	Actual	Forecast	Prior
<b>Tuesday, Dec 14</b>				
8:30AM	Nov Producer Prices (%)	+0.8	0.5	0.6
8:30AM	Nov Core Producer Prices YY (%)	+7.7	7.2	6.8
<b>Wednesday, Dec 15</b>				
7:00AM	w/e MBA Purchase Index	297.2		295.2
7:00AM	w/e MBA Refi Index	2350.5		2511.5
8:30AM	Nov Retail Sales (%)	0.3	0.8	1.7
8:30AM	Nov Import prices mm (%)	0.7	0.7	1.2
8:30AM	Dec NY Fed Manufacturing	31.9	25.00	30.90
10:00AM	Dec NAHB housing market indx	84	83	83
2:00PM	N/A FOMC rate decision (%)	0.000 - 0.250	0.125	0.125
2:30PM	Powell Press Conference			
<b>Thursday, Dec 16</b>				
8:30AM	Nov House starts mm: change (%)	11.8		-0.7
8:30AM	Dec Philly Fed Business Index	15.4	30.0	39.0

**Event Importance:**

- No Stars = Insignificant
- ☆ Low
- ★ Moderate
- ★★ Important
- ★★★ Very Important

Date	Event	Actual	Forecast	Prior
8:30AM	Nov Build permits: change mm (%)	3.6		4.2
8:30AM	Nov Housing starts number mm (ml)	1.679	1.568	1.520
8:30AM	Nov Building permits: number (ml)	1.712	1.663	1.653
8:30AM	w/e Jobless Claims (k)	206	200	206
9:15AM	Nov Industrial Production (%)	0.5	0.7	1.6
9:45AM	Dec Markit Composite PMI	56.9		57.2
<b>Monday, Dec 20</b>				
10:00AM	Nov Leading index chg mm (%)	+1.1	0.9	0.9
<b>Wednesday, Dec 22</b>				
7:00AM	w/e MBA Purchase Index	287.5		297.2
7:00AM	w/e MBA Refi Index	2402.7		2350.5
8:30AM	Q3 GDP Final (%)	2.3	2.1	2.1
10:00AM	Nov Existing home sales (ml)	6.46	6.52	6.34
10:00AM	Nov Exist. home sales % chg (%)	+1.9		0.8
10:00AM	Dec Consumer confidence	115.8	110.8	109.5
<b>Thursday, Dec 23</b>				
8:30AM	Nov Core PCE Inflation (y/y) (%)	4.7	4.5	4.1
8:30AM	Nov Durable goods (%)	2.5	1.6	-0.4
10:00AM	Nov New Home Sales (ml)	0.744	0.770	0.745
10:00AM	Dec Consumer Sentiment (ip)	70.6	70.4	70.4
10:00AM	Nov New Home Sales (%) (%)	12.4		0.4

## Service oriented, responsive, competitive rates and an in depth knowledge of todays mortgage market

After completing my degree in finance at the University of Connecticut, I started in the mortgage business right out of college in 2004. With 15+ years of experience and a primary objective of thoroughly explaining all available loan options to my clients with what is typically the largest investment in their lives, I strive to always make myself available. I constantly educate myself with respect to the mortgage industry and underwriting guidelines for FHA, VA, conventional and jumbo financing. I deliver on the expectations discussed up front and provide the service level my clients deserve from day one. I will remain in touch throughout the process and continue to follow up with you after closing. My goal is to wow you and turn you into clients for life. I want you to be so impressed that throughout and after the process you share my information with your friends, family, neighbors and co-workers who may value from my services.

Steve Chizmadia

