



## The Arizona Loan Baron

Timothy Baron, VP Senior Loan Officer Loan Baron, V.I.P. Mortgage, Inc.

Timothy Baron NMLS #184671 V.I.P. Mortgage, Inc. does 6390 E Tanque Verde Rd. Suite #200 Tucson, AZ 85715

Office: 520-275-5956  
 Mobile: 520-275-5956  
[timothybaron@vipmtginc.com](mailto:timothybaron@vipmtginc.com)  
[View My Website](#)

# Just How Much Could The Tax Plan Affect Housing?

The GOP tax bill dominated news headlines this week, especially after its official announcement on Thursday. The housing industry was **quick** to lambaste several of the provisions as having massively negative impacts.

I won't get into a judgment of bill's pros and cons (though [Homebuilders](#) and [Realtors](#) are happy to oblige), but I can offer some **perspective** that may help address the question of housing market fallout.

First thing's first: we have **no idea** what the housing market fallout will be yet because this bill is still just a bill (and yes, it is likely "sitting there on Capitol Hill"). Unlike the charismatic little cartoon, this particular bill isn't going to serve as a shining example of the legislative process. It is a starting point... a **rough draft**. Some of the deepest lobbying pockets will certainly see to that and few are deeper than the National Association of Realtors'.

By the time we add the lobbying efforts of Builders and Mortgage Bankers to the mix, there is already a lot of resistance to what many see as the bill's **most notable feature**: a change of the mortgage interest deduction (MID) limit to \$500k from \$1 million.

The MID has long been considered **sacred** with respect to tax code. It was one of the few interest deductions that successfully evaded the Tax Reform Act of 1986. That made comments from Jerry Howard, CEO of National Association of Homebuilders (NAHB) all the more interesting. Howard likened the possible effects of the current bill to the 1986 legislation, saying "after that tax bill passed, there was a significant housing recession." He also noted that it would jeopardize homeownership for millions of families.

There's some truth to some of this, but to whatever extent 1986 continues to be used as a talking point for the current tax bill, it's worthwhile to brush up on historical facts.

It's true that construction numbers dropped after the 1986 tax bill, but not because homeowners were any less able to deduct mortgage interest. The Tax Reform Act of 1986 actually marked a shift in tax policy **in favor** of individual homeowners at the **expense** of landlords, developers, and builders. Homeownership **actually didn't change** much during that time, but the nature of borrowing money changed in a major way.

## National Average Mortgage Rates



	Rate	Change	Points
<b>Mortgage News Daily</b>			
30 Yr. Fixed	7.08%	-0.05	0.00
15 Yr. Fixed	6.45%	-0.02	0.00
30 Yr. FHA	6.55%	-0.05	0.00
30 Yr. Jumbo	7.25%	-0.04	0.00
5/1 ARM	7.07%	-0.03	0.00

### Freddie Mac

30 Yr. Fixed	6.95%	+0.09	0.00
15 Yr. Fixed	6.25%	+0.09	0.00

Rates as of: 7/3

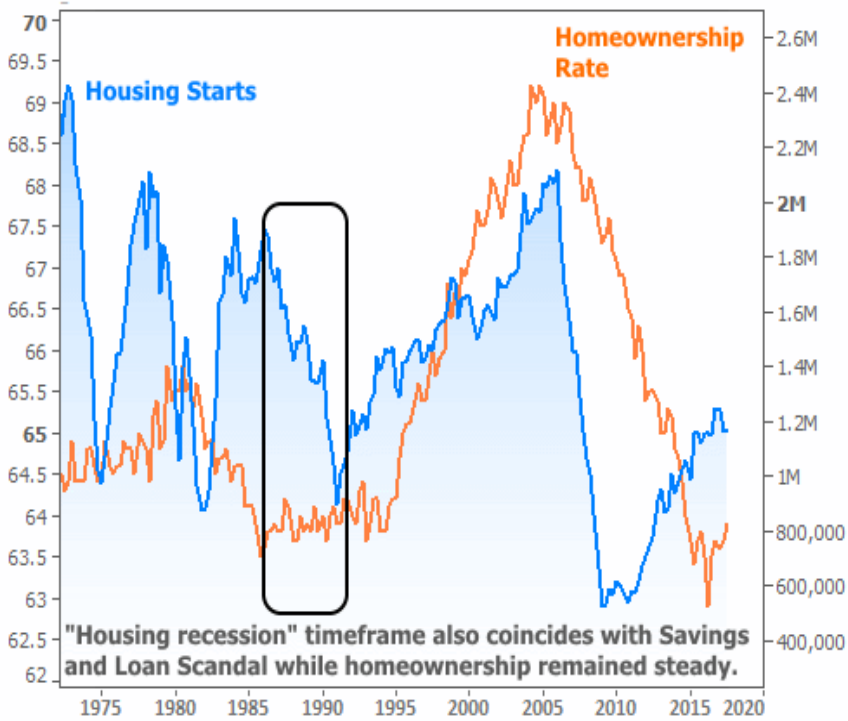
## Market Data

	Price / Yield	Change
MBS UMBS 6.0	100.39	+0.19
MBS GNMA 6.0	100.53	+0.14
10 YR Treasury	4.3602	-0.0724
30 YR Treasury	4.5297	-0.0761

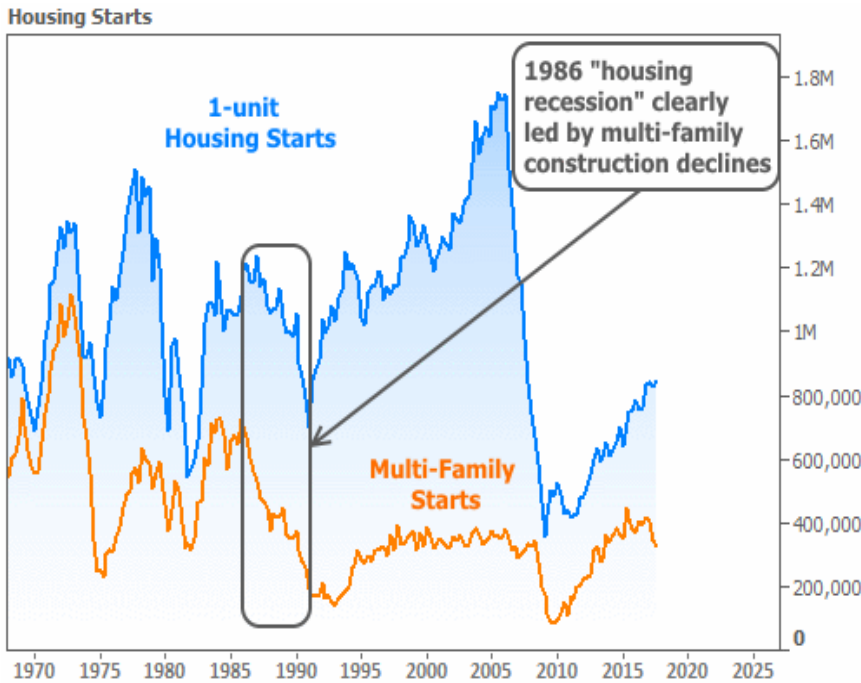
Pricing as of: 7/3 5:59PM EST

## Recent Housing Data

		Value	Change
Mortgage Apps	Jun 12	208.5	+15.58%
Building Permits	Mar	1.46M	-3.95%
Housing Starts	Mar	1.32M	-13.15%
New Home Sales	Mar	693K	+4.68%
Pending Home Sales	Feb	75.6	+1.75%
Existing Home Sales	Feb	3.97M	-0.75%
Builder Confidence	Mar	51	+6.25%



With the Savings and Loan crisis blossoming at the same time that builders were losing valuable tax incentives, it's no surprise that construction declined, but it was the **multi-family** sector that did the most damage.



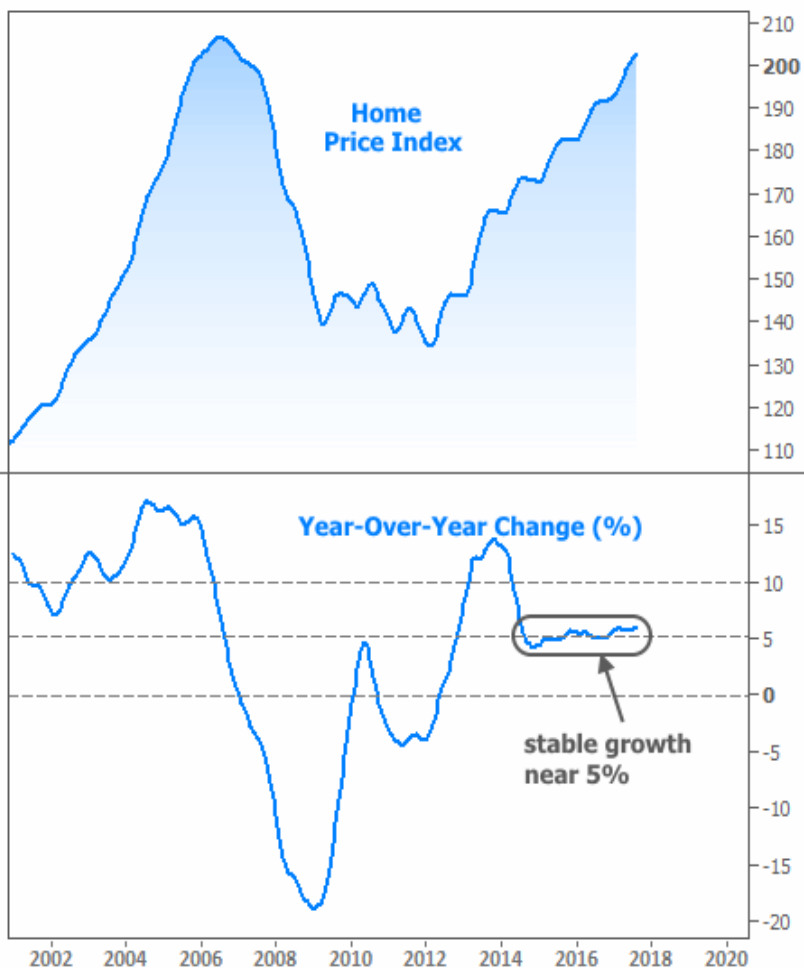
This time around, the tax changes that pertain to borrowing money pale in comparison to the **mass extinction** of almost all interest deductions seen in 1986. But unlike 1986, the current tax bill would indeed limit the mortgage interest and property tax deductions for many homeowners on their primary residences.

Whether or not it would impact homeowners in such a way that cripples the housing market remains to be seen. There's been growing consensus over the years that the MID isn't as critical to homeownership as once thought. Homebuilders were even ready to agree before [changing their tune](#) last weekend. But that **doesn't** mean capping the MID **won't** hurt.

Perhaps the **most insidious** and least-intended side effect would be to discourage owners of homes with mortgages well over \$500k from moving (all existing mortgages as of November 2nd would be grandfathered with no deduction cap, even if after future refinances). That would put additional pressure on a housing inventory situation that's [already precarious](#), to say the least.

Apart from tax bill drama, there were actually a few other pieces of news this week! Many of the stories are linked below, but a **notable highlight** is yet another stellar home price report, this time from [S&P/Case-Shiller](#). The Case-Shiller Index (20-city) has had an uncanny run of ultra-stable year-over-year appreciation. It rose to 5.9% this month.

Case Shiller Price Index



For a week with plenty of potential motivation, **interest rates** weren't too volatile. Mortgage rates fell to the **lowest** levels in more than 2 weeks, but they did so gradually. In the bigger picture, rates are near the middle of 2017's range and haven't moved much recently (based on 10yr Treasury yields--the best benchmark for long-term rate momentum).

But shorter-term rates are a **different story**. They continue rising because they're more closely-tied to Fed rate hike expectations. In fact, as of this week, the gap between 2 and 10yr Treasury yields was as narrow as it's been since before the Financial Crisis.

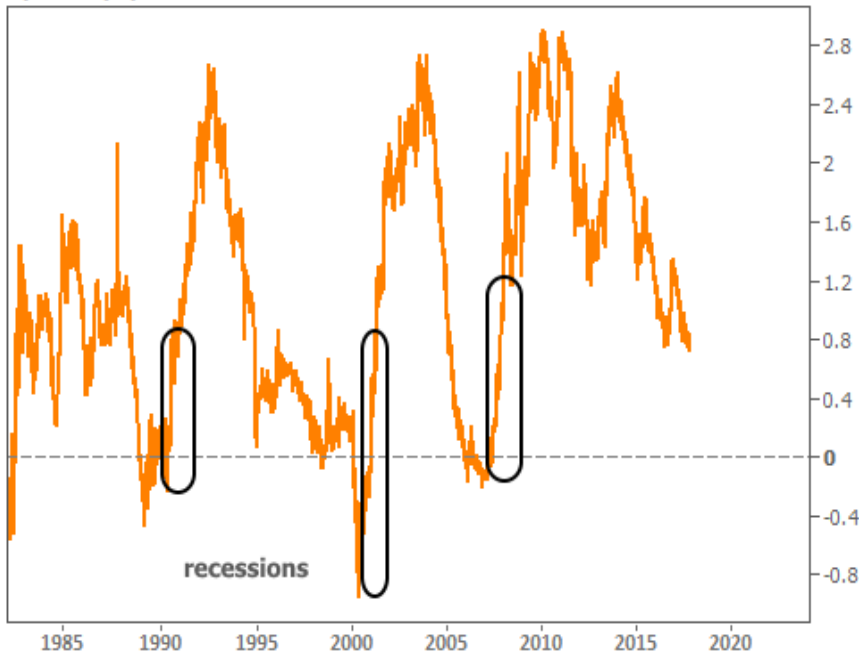
10yr Treasury Yield



Nov Dec Jan Feb Mar Apr May Jun Jul Aug Sep Oct Nov Dec Jan  
Q4 2016 | Q1 2017 | Q2 2017 | Q3 2017 | Q4 2017 |

**Why does that matter?** It may not matter too much just yet, but if this trend continues, economists will quickly remind us that when this spread gets too narrow, recessions often follow. Here's a much longer-term view of the same 2yr/10yr spread with the last 3 major recessions highlighted. In all 3 cases, the spread went below zero (i.e. 2yr rates were higher than 10yr rates) just before the recessions became official.

2yr vs 10yr yield



Subscribe to my newsletter online at: <http://mortgagenewsletter.net/timothybaron>

## Recent Economic Data

Date	Event	Actual	Forecast	Prior
<b>Monday, Oct 30</b>				
8:30AM	Sep Core PCE (y/y) (%)	+1.3		1.3
8:30AM	Sep Personal Income (%)	+0.4	0.4	0.2
8:30AM	Sep Consumer Spending (Consumption) (%)	+1.0	0.8	0.1
<b>Tuesday, Oct 31</b>				
9:00AM	Aug CaseShiller 20 yy (%)	+5.9	6.0	5.8
9:45AM	Oct Chicago PMI	66.2	61.0	65.2
10:00AM	Oct Consumer confidence	125.9	121.0	119.8
<b>Wednesday, Nov 01</b>				
8:15AM	Oct ADP National Employment (k)	235	200	135
10:00AM	Oct ISM Manufacturing PMI	58.7	59.5	60.8
10:00AM	Sep Construction spending (%)	+0.3	0.0	0.5
2:00PM	N/A FOMC rate decision (%)	1.000 - 1.250	1.125	1.125
<b>Thursday, Nov 02</b>				
8:30AM	Q3 Productivity Preliminary (%)	3.0	2.4	1.5
8:30AM	Q3 Labor Costs Preliminary (%)	0.5	0.5	0.2
8:30AM	w/e Jobless Claims (k)		235	233
<b>Friday, Nov 03</b>				
8:30AM	Oct Non-farm payrolls (k)	261	310	-33
8:30AM	Sep Private Payrolls (k)		83	165

## Event Importance:

No Stars = Insignificant

☆ Low

★ Moderate

★★ Important

★★★ Very Important

Date	Event	Actual	Forecast	Prior
8:30AM	Oct Unemployment rate mm (%)			4.2
10:00AM	Oct ISM N-Mfg PMI	60.1	58.5	59.8
10:00AM	Sep Factory orders mm (%)			1.2
<b>Tuesday, Nov 07</b>				
1:00PM	3-Yr Note Auction (bl)	24		
<b>Wednesday, Nov 08</b>				
7:00AM	w/e Mortgage Market Index	389.7		389.8
<b>Thursday, Nov 09</b>				
10:00AM	Sep Wholesale inventories mm (%)	0.3	0.3	0.3
<b>Friday, Nov 10</b>				
10:00AM	Nov Consumer Sentiment	97.8	100.7	100.7
<b>Wednesday, Jan 10</b>				
1:00PM	10-yr Note Auction (bl)	20		
<b>Thursday, Jan 11</b>				
1:00PM	30-Yr Bond Auction (bl)	12		

## The Arizona Loan Baron

The Arizona Loan Baron is at your service!

I would appreciate the opportunity to share with you my extensive mortgage lending experience. My client focused approach has allowed me to build long lasting relationships and partnerships throughout Arizona. I know this market. I live here and work here. Please allow me the opportunity to be your mortgage lending partner.

**The Arizona Loan Baron**

