



### The Arizona Loan Baron

Timothy Baron, VP Senior Loan Officer Loan Baron, V.I.P. Mortgage, Inc.

Timothy Baron NMLS #184671 V.I.P. Mortgage, Inc. does 6390 E Tanque Verde Rd. Suite #200 Tucson, AZ 85715

Office: 520-275-5956  
 Mobile: 520-275-5956  
[timothybaron@vipmtginc.com](mailto:timothybaron@vipmtginc.com)  
[View My Website](#)

## Wild Week in Response to Economic Data And There's More On The Way

The bond market (and therefore interest rates) came into the current week with a bit of a bias. Even after accounting for other variables, there was a predisposition to focus on data that was good for rates and minimize the data that pushed back. At least that was the case until Friday's jobs report.

Monday's most notable report was the Manufacturing PMI (a "purchasing managers index" that generally measures expansion/contraction) published by ISM. It was only slightly weaker than expected (and still well within the prevailing trend, marked by the dotted lines in the chart below), but the bond market reacted as if it were a big victory with yields falling at the fastest pace in several weeks.



In fact, the size of the reaction to Monday's ISM data is one of the best reasons to investigate other variables. These could include follow-through momentum from last Friday's rate-friendly reaction to the PCE inflation data as well as more esoteric motivations surrounding the change of one calendar

### National Average Mortgage Rates



Rate Change Points

#### Mortgage News Daily

Term	Rate	Change	Points
30 Yr. Fixed	7.08%	-0.05	0.00
15 Yr. Fixed	6.45%	-0.02	0.00
30 Yr. FHA	6.55%	-0.05	0.00
30 Yr. Jumbo	7.25%	-0.04	0.00
5/1 ARM	7.07%	-0.03	0.00

#### Freddie Mac

30 Yr. Fixed	6.86%	-0.01	0.00
15 Yr. Fixed	6.16%	+0.03	0.00

Rates as of: 7/3

#### Market Data

Instrument	Price / Yield	Change
MBS UMBS 6.0	100.45	+0.25
MBS GNMA 6.0	100.58	+0.19
10 YR Treasury	4.3503	-0.0823
30 YR Treasury	4.5226	-0.0832

Pricing as of: 7/3 12:45PM EST

#### Recent Housing Data

Metric	Month	Value	Change
Mortgage Apps	Jun 12	208.5	+15.58%
Building Permits	Mar	1.46M	-3.95%
Housing Starts	Mar	1.32M	-13.15%
New Home Sales	Mar	693K	+4.68%
Pending Home Sales	Feb	75.6	+1.75%
Existing Home Sales	Feb	3.97M	-0.75%
Builder Confidence	Mar	51	+6.25%

month to the next.

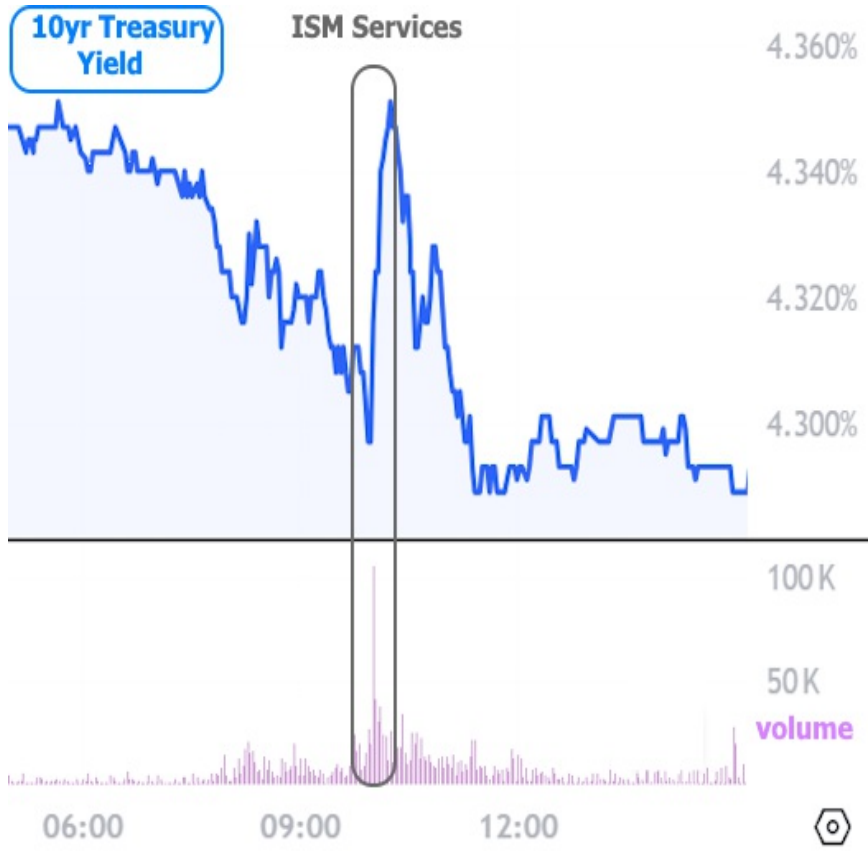
If other variables were a factor, it meant rates could probably endure some economic data that was less than rate friendly. With Tuesday's Job Openings numbers coming in lower (i.e. good for rates), it wasn't until Wednesday that bonds were put to the test.



Wednesday brought the service sector version of the ISM PMI data, shockingly titled "Services PMI." The bond market tends to react to this one more than the manufacturing version, so traders had plenty to consider when the numbers came out much higher than expected (i.e. bad for rates).



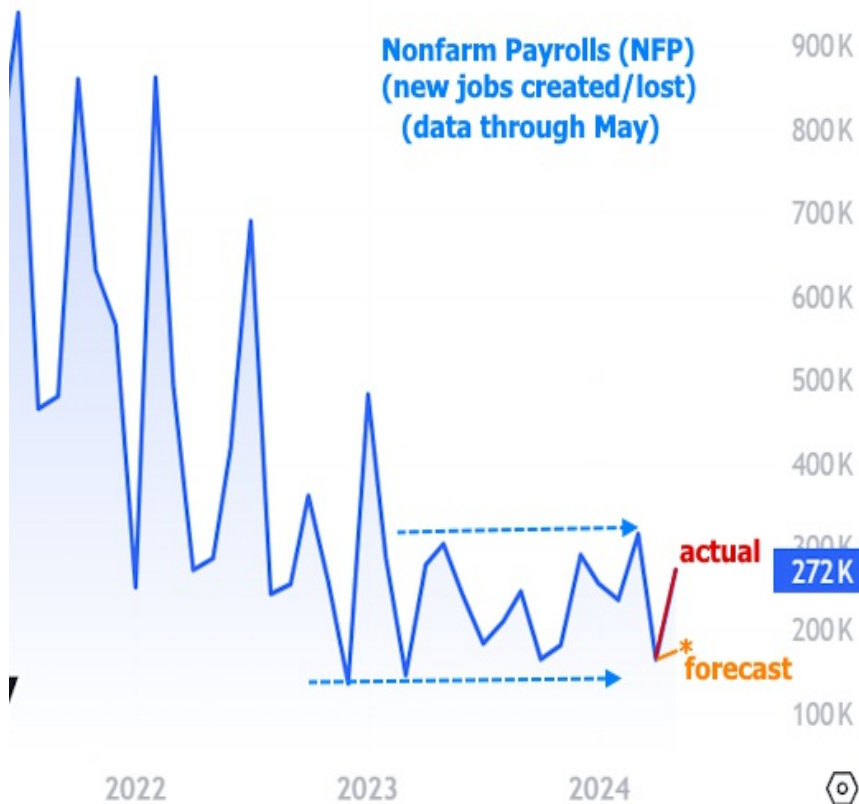
Stronger is higher when it comes to economic data's impact on interest rates, all other things being equal. This was no exception, at least at first.



As seen in the chart above, bond yields (which correlate with interest rate momentum) spiked when the data came out, but then miraculously recovered. It's hard if not impossible to make a case for this recovery by pointing to other aspects of the ISM report. In other words, the bond market was indeed confirming a bit of a predisposition to pay attention to rate-friendly news and minimize the unfriendly news.

That predisposition was put to the test in a major way with the week's most significant economic report on Friday. Nonfarm Payrolls (NFP) is the headline component of the Labor Department's Employment Situation report. There are many reports that pertain to the jobs market, but this one is infinitely more important than the rest and this time around, NFP came in **much** higher than expected.

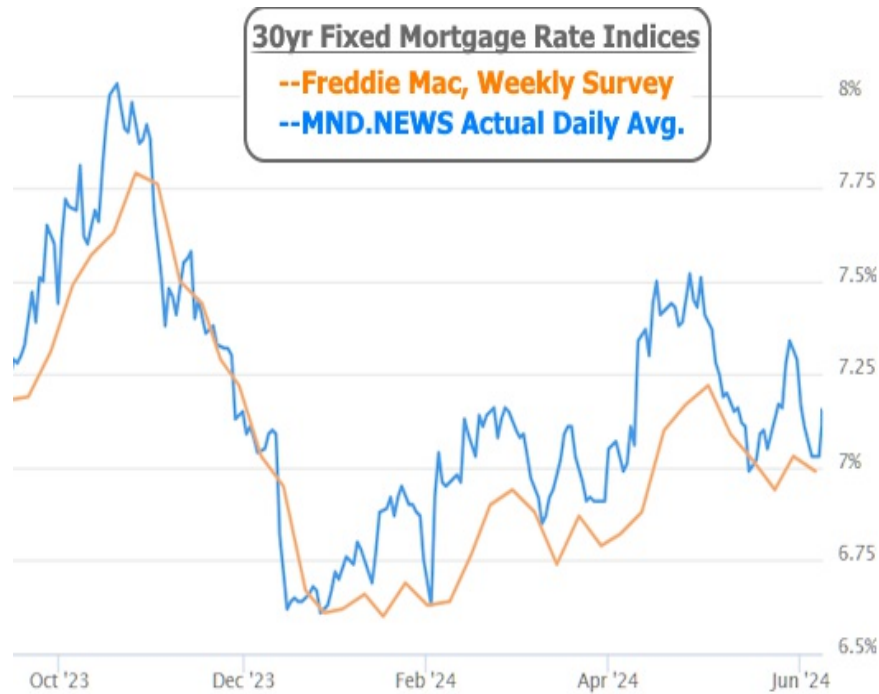
While the chart of nonfarm payrolls looks range-bound, and while the job count has been much higher in the past few years, Friday's result of 272k represented an uncommonly large "beat" versus the median forecast of 185k, and a big jump from the previous reading of 165k.



A move like this makes it seem like the labor market is too resilient to offer much help to the inflation problem (more jobs, more money, more spending, etc.). Finally, the bond market had been presented with evidence that it couldn't ignore.



With that, mortgage rates had their first (and only) motivation of the week to move higher.



We'll use a mortgage rate chart to illustrate the silver lining. Specifically, even though rates jumped on Friday, they're not even halfway back to last week's highs, let alone the higher highs seen at the end of April. Part of the justification for such resilience is that the bond market will defer to inflation data (and the Fed's interpretation of it) above all else in deciding how worried to be about impediments to lower rates.

On that note, the timing couldn't be much more highly charged. Next Wednesday brings the Consumer Price Index (CPI), which is the only economic report on any given month that's been more of a market mover than the Employment Situation in the current environment. A few hours later, we'll get an updated "dot plot" from the Federal Reserve (a chart of each Fed member's projections for the Fed Funds Rate for the end of the year and the next few years).

The Fed will also be releasing a policy statement, but there's no chance of a rate cut/hike this time. As such, the market's reaction to Fed Day will be all about the dots and Fed Chair Powell's customary press conference that follows 30 minutes later.

Subscribe to my newsletter online at: <http://mortgagenewsletter.net/timothybaron>

**Recent Economic Data**

Date	Event	Actual	Forecast	Prior
<b>Monday, Jun 03</b>				
10:00AM	May ISM Mfg Prices Paid	57.0	60	60.9
10:00AM	May ISM Manufacturing PMI	48.7	49.6	49.2
10:00AM	Apr Construction spending (%)	-0.1%	0.2%	-0.2%
<b>Tuesday, Jun 04</b>				
10:00AM	Apr USA JOLTS Job Openings	8.059M	8.34M	8.488M
<b>Wednesday, Jun 05</b>				
7:00AM	May/31 MBA Refi Index	432.1		463.8

**Event Importance:**

- No Stars = Insignificant
- ☆ Low
- ★ Moderate
- ★★ Important
- ★★★ Very Important

Date	Event	Actual	Forecast	Prior
7:00AM	May/31 MBA Purchase Index	132.3		138.4
8:15AM	May ADP jobs (k)	152K	175K	192K
10:00AM	May ISM N-Mfg PMI	53.8	50.8	49.4
10:00AM	May ISM Services Prices	58.1	59.0	59.2
<b>Thursday, Jun 06</b>				
8:30AM	Jun/01 Jobless Claims (k)	229K	220K	219K
<b>Friday, Jun 07</b>				
8:30AM	May Average earnings mm (%)	0.4%	0.3%	0.2%
8:30AM	May Non Farm Payrolls	272K	185K	175K
8:30AM	May Unemployment rate mm (%)	4%	3.9%	3.9%
<b>Monday, Jun 10</b>				
1:00PM	3-Yr Note Auction (bl)	58		
<b>Tuesday, Jun 11</b>				
1:00PM	10-Year Note Auction	4.438%		4.483%
<b>Wednesday, Jun 12</b>				
8:30AM	May y/y CORE CPI (%)	3.4%	3.5%	3.6%
8:30AM	May m/m CORE CPI (%)	0.2%	0.3%	0.3%
2:00PM	Fed Interest Rate Decision	5.5%	5.5%	5.5%
2:00PM	FOMC Economic Projections			
2:30PM	Fed Press Conference			
<b>Thursday, Jun 13</b>				
8:30AM	Jun/08 Jobless Claims (k)	242K	225K	229K
8:30AM	May Core Producer Prices YY (%)	2.3%	2.4%	2.4%
8:30AM	May Core Producer Prices MM (%)	0%	0.3%	0.5%
1:00PM	30-Year Bond Auction	4.403%		4.635%
<b>Friday, Jun 14</b>				
8:30AM	May Import prices mm (%)	-0.4%	0.1%	0.9%
10:00AM	Jun Consumer Sentiment (ip)	65.6	72	69.1

## The Arizona Loan Baron

The Arizona Loan Baron is at your service!

I would appreciate the opportunity to share with you my extensive mortgage lending experience. My client focused approach has allowed me to build long lasting relationships and partnerships throughout Arizona. I know this market. I live here and work here. Please allow me the opportunity to be your mortgage lending partner.

**The Arizona Loan Baron**



